



MGS
MILANO

2024



Bath Book 2024

Index

The Idea	p.4
MGS - Marine Grade Stainless Steel	p.6
Minimal Collection	p.10
Why Solid Stainless Steel	p.90
Penta Collection	p.92
Ergon Collection	p.148
Finishes	p.212
Green Choice	p.218
CB Shower Collection	p. 220
Outdoor	p. 234
Accessories	p. 236
Showering Collection	p. 288
Polished Stainless Steel	p. 326
Production	p.328

Features



Mounting hole size



Horizontal base diameter measurement



Vertical base diameter measurement



Ceiling base diameter measurement



Shower swiveling outlet



Swiveling outlet



Waterfall



Rain



Vaporizer



Single waterfall - Rain



Waterfall



Airstream



Massage



Rain

For further technical drawings please check our website www.mgstaps.com



It was 1997 when Marcello, Giulio and Stephen met on the shores of Lake Maggiore, in Northern Italy at the foot of the Alps. Marcello, a visionary Italian entrepreneur; Giulio, an ingenious industrial designer and Stephen, a dedicated Swiss manager. Giulio proposed to his friend Marcello to enter the flourishing plumbing industry. In fact, the area surrounding Lake Maggiore is famous for its tourism, history and natural beauty, but what most do not know is that it is also a well developed industrial area that specializes in the faucet industry and, more importantly, in the stainless steel industry. Giulio, at the time, was already collaborating with local manufacturers of plumbing products therefore he was familiar with the related technical aspects and he also had a vast know-how in the field of metals. The idea was appealing to Marcello, but his passion for unique and eco-friendly products did not permit him to take the easy path. He wanted to create something that would be different: it had to be "the best" product available in the market and it had to be eco-friendly.

The idea of using solid stainless steel was born.

At the time, stainless steel was used for industrial faucets but it was considered too costly and hard to use for domestic taps. Nevertheless MGS selected it because of its numerous advantages and hence extensive research and development began. Once it was decided to move forward with the innovative material, specific technical knowledge, experienced artisans and specialized machinery were required: the local long lasting tradition and proficiency in manufacturing of stainless steel products was fundamental.

Finally, more than a year later, the first stainless steel faucet for domestic use was produced: the Unico. Thanks to Giulio's talent and to Stephen's management, Marcello's idea was an immediate success: many tap manufacturers immediately recognized it as being "the best" faucet in the world.

Since then the product range has been greatly developed. An ample selection of kitchen faucets and accessories and three lines of bath taps, showers and accessories were added. Keeping in mind the needs of the consumers, architects and designers, new products are constantly being developed. Just like in the very beginning, we continue to strive to manufacture unique products with excellent quality standards, extreme attention to ecology, details, tolerances and finish.

LA NASCITA DI UN'IDEA

Sul finire del 1997 Marcello, Giulio e Stephen si incontrarono sulle rive del Lago Maggiore per discutere di nuove opportunità industriali. Marcello, un imprenditore; Giulio, un talentuoso progettista; Stephen, un manager svizzero.

Giulio, già pratico del settore, propose all'amico Marcello di investire nella produzione di rubinetti: industrie ferventi nella zona del lago altrimenti universalmente noto per le sue isole, la lussureggiante vegetazione, la bellezza del paesaggio e le dimore principesche. Invogliato, Marcello si informò sul materiale e sulle fasi di lavorazione concludendo di non essere interessato a investire in una produzione in ottone cromato, inquinante e rischiosa per la salute e per l'ambiente: nacque così l'idea di produrre, primi al mondo, rubinetti in acciaio inossidabile per uso domestico.

All'epoca l'acciaio inossidabile era adoperato nella produzione di rubinetteria ad uso industriale, mai nel domestico.

Un anno di ricerca e sviluppo permise di mettere a punto UNICO: il primo rubinetto in acciaio inossidabile per cucina. L'innovazione raccolse il plauso del mercato in un periodo in cui incominciava già a manifestarsi un forte interesse per l'ecologia: in molti asserirono che UNICO era il più bel rubinetto al mondo.

Negli anni successivi la gamma è stata ampliata con l'aggiunta di nuovi modelli per cucina e bagno, rispettando la filosofia iniziale di altissima qualità, grande precisione, tolleranze infinitesimali, rispetto dell'ambiente e finiture impeccabili.

GEBURTSTUNDE VON MGS

Im Frühjahr des Jahres 1997 trafen sich Marcello, Giulio und Stephen am Lago Maggiore zu einem Gespräch. Marcello, ein italienischer Unternehmer mit Visionen, Giulio ein ausgezeichnete Industriedesigner, und Stephen, der Schweizer Manager mit dem Hang zur Präzision. Die Region um den Lago Maggiore ist wohl bekannt, für Ihre natürlich Schönheit eines Bergsees eingebettet in die wunderschöne Bergwelt. Aber es ist nur wenigen bekannt, das in dieser Region eine hoch entwickelte Industrie für die Verarbeitung von Edelstahl.

Giulio hatte bereits sehr viel Erfahrung in der Verarbeitung von Edelstahl. Marcello empfand die Idee als sehr reizvoll, aber mit seiner Vorliebe für einzigartige und ökologisch wertvolle Produkte war der Weg zur fertigen Produktidee noch weit. Er wollte etwas entwickeln, was besser war als das, was als „bestes Produkt im Markt“ bekannt war, und es musste umweltfreundlich sein von Beginn an. Der Gedanke an die Verwendung von solidem Edelstahl war geboren.

Zu dieser Zeit wurde Edelstahl nur für industriell verwendete Armaturen verwendet. Dennoch wählte MGS soliden Edelstahl als am besten geeignet für das neue Projekt. Nach der Entscheidung war die traditionell in der Region verankerte Professionalität in der Edelstahlverarbeitung von fundamentaler Bedeutung.

Schlussendlich, nach mehr als einem Jahr harter Arbeit, war die erste Edelstahlarmatur für den Hausgebrauch fertig gestellt: Das Modell UNICO. Dank Giulio's Kenntnissen, Stephens Projektmanagement und Marcello's visionärer Idee wurde bereits die erste Armatur ein unglaublicher Erfolg. Viele Hersteller von Armaturen nannten die UNICO die beste Armatur ihrer Zeit weltweit.

Seit diesem ersten Erfolg wurde die Produktpalette kontinuierlich erweitert. In den folgende Jahren wurde das Sortiment um neue Modelle für Küche und Bad erweitert, die zusammen mit Architekten und Designern stetig weiter entwickelt werden.

Auch heute noch sind eine exzellente Produktqualität, ein ausgezeichnetes Finish sowie die ökologische Verträglichkeit die Leitlinien bei der weiteren Entwicklung.

L'IDEE

Vers la fin de 1997 trois amis se rencontrèrent au bord du Lago Maggiore aux pieds des Alpes pour discuter d'une nouvelle activité: Marcello un entrepreneur, Giulio un designer affirmé, Stephen un manager suisse.

Giulio, connaissant bien la robinetterie, propose à l'ami entrepreneur d'investir dans le secteur et explique les phases de production des robinets en laiton chromé mais Marcello, susceptible aux problèmes de l'environnement, refuse le laiton avec toutes ses implications et propose de fabriquer, premiers au monde, des robinets bain et cuisine écologiques en acier inoxydable massif. Le produit s'appellera MGS.

Après une année de projets et de mise à point voici UNICO, premier robinet cuisine en acier inoxydable. La nouveauté ne manqua pas de susciter l'intérêt du marché et certains décrétèrent UNICO le meilleur robinet au monde.

Successivement la gamme a été agrandie et achevée avec les modèles bain et une production cuisine complète tout en respectant les données originelles de qualité, précision, respect de l'environnement et fini impeccable.







MGS - MARINE GRADE STAINLESS STEEL

In 1997 we started our adventure as the first worldwide manufacturer of stainless steel faucets for domestic use.

Our goal was to manufacture faucets that would not leak lead into drinking water, therefore we decided to use solid stainless steel which is **100% lead free**.

We also wanted our faucets to have a low impact on the planet, being **fully recyclable** and with maximum durability. For this reason we decided to use AISI316L - Marine Grade Stainless steel.

AISI316L offers the **best resistance to oxidation and corrosion**.

In marine environments, by the ocean, for the boating industry, and for the outdoors in general, AISI316L is the ideal choice.

Nel 1997 iniziammo la nostra avventura quale primo produttore al mondo di rubinetteria a uso residenziale in acciaio inox.

Il nostro obiettivo era di produrre rubinetti che non rilasciassero piombo nell'acqua potabile e decidemmo così di utilizzare acciaio inox massiccio, **100% esente da piombo**. Eravamo inoltre determinati a creare dei prodotti a basso impatto ambientale, **pienamente riciclabili** e della massima durevolezza.

Decidemmo quindi di utilizzare l'AISI316L, acciaio inox marino con **massima resistenza alla corrosione**. In prossimità del mare, per l'industria della nautica e utilizzo all'esterno in genere, l'AISI316L rappresenta la scelta ideale.

1997 begannen wir unser Abenteuer als weltweit erster Hersteller von Edelstahlarmaturen für den privaten Gebrauch.

Unser Ziel war es, Armaturen herzustellen, die kein Blei in das Trinkwasser abgeben, also entschieden wir uns für die Verwendung von massivem, **100 % bleifreiem Edelstahl**.

Wir waren entschlossen, Produkte mit geringer Umweltbelastung, **vollständig recycelbar** und mit maximaler Haltbarkeit zu schaffen. Wir haben uns daher für die Verwendung von AISI316L entschieden, einem Marine-Edelstahl mit **maximaler Korrosionsbeständigkeit**.

In Meeresnähe, für die Schiffsindustrie und den allgemeinen Außeneinsatz ist der AISI316 die ideale Wahl.

En 1997, nous avons commencé notre aventure en tant que premier fabricant au monde de robinets en acier inoxydable à usage résidentiel.

Notre objectif était de produire des robinets qui ne relâchaient pas le plomb dans l'eau potable, nous avons donc décidé d'utiliser de l'acier inoxydable solide, **100 % sans plomb**.

Nous étions également déterminés à créer des produits à faible impact environnemental, **entièrement recyclables** et avec une durabilité maximale.

Nous avons donc décidé d'utiliser AISI316L, un acier inoxydable marin avec une **résistance maximale à la corrosion**.

Proche de la mer, pour l'industrie maritime et l'utilisation générale en extérieur, l'AISI316 est le choix idéal.









Minimal

The Minimal Collection is defined by its sleek lines, smooth surface, and unique design while paired with perfectly proportioned round lever handles for ultimate function and timeless design.

La collezione Minimal è definita dalle sue linee pulite, dalla superficie liscia e dal design unico, abbinata a maniglie a leva rotonde perfettamente proporzionate per la massima funzionalità e un design senza tempo.

Die Minimal-Kollektion zeichnet sich durch ihre schlanken Linien, die glatte Oberfläche und das einzigartige Design aus, gepaart mit perfekt proportionierten runden Hebelgriffen für ultimative Funktion und zeitloses Design.

La collection Minimal se définit par ses lignes épurées, sa surface lisse et son design unique, tout en étant associée à des poignées à levier rondes parfaitement proportionnées pour une fonction ultime et un design intemporel.

Bronze

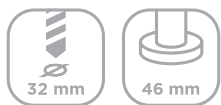


MB237

Single lever mixer
Miscelatore monocomando
Waschtisch - Einhandbatterie
Mitigeur monocommande



FEATURES



FINISHES

All finishes over matte solid stainless steel - Finiture su base acciaio massiccio satinato - Oberflächenfinish über massiven gebürsteten Edelstahl - finissages sur acier massif brossé



O237MB238B
Stainless Steel



O237MB438B
Black Steel



O237MB838B
Titanium



O237MBH38B
Bronze



O237MBL38B
Light Gold

Black Steel

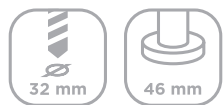


MB238

Single lever mixer
Miscelatore monocomando
Waschtisch - Einhandbatterie
Mitigeur monocommande



FEATURES



FINISHES

All finishes over matte solid stainless steel - Finiture su base acciaio massiccio satinato - Oberflächenfinish über massiven gebürsteten Edelstahl - finissages sur acier massif brossé



O238MB238B
Stainless Steel



O238MB438B
Black Steel



O238MB838B
Titanium



O238MBH38B
Bronze




O238MBL38B
Light Gold






Stainless Steel



MB247

Floor Mounted single lever mixer
Miscelatore monocomando a colonna da pavimento
Waschtisch - Einhandbatterie mit Standrohr
Mitigeur monocommande à plancher

— 287 mm —
— 228 mm —



Rough in base | Parte incasso | Unterputzeinheit | Partie encastrée
X29.1059

FEATURES



FINISHES

All finishes over matte solid stainless steel - Finiture su base acciaio massiccio satinato - Oberflächenfinish über massiven gebürsteten Edelstahl - finissages sur acier massif brossé



O247MB238B T
Stainless Steel



O247MB438B T
Black Steel



O247MB838B T
Titanium



O247MBH38B T
Bronze



O247MBL38B T
Light Gold





Stainless Steel

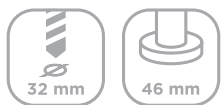


MB266

Single lever mixer
Miscelatore monocomando
Einhebelmischer
Mitigeur monocommande



FEATURES



FINISHES

All finishes over matte solid stainless steel - Finiture su base acciaio massiccio satinato - Oberflächenfinish über massiven gebürsteten Edelstahl - finissages sur acier massif brossé



O266MB238B
Stainless Steel



O266MB438B
Black Steel



O266MB838B
Titanium



O266MBH38B
Bronze



O266MBL38B
Light Gold

Titanium

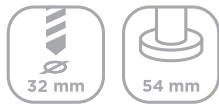


MB251

Three hole mixer - 1/2" valves - rotating spout
 Miscelatore 3 fori - vitoni 1/2" - canna orientabile
 Dreilochmischer - 1/2" Ventil - Schwenkauslauf
 Mélangeur à 3 trous - vannes 1/2" - bec orientable



FEATURES



FINISHES

All finishes over matte solid stainless steel - Finiture su base acciaio massiccio satinato - Oberflächenfinish über massiven gebürsteten Edelstahl - finissages sur acier massif brossé



O251MB238B
Stainless Steel

O251MB438B
Black Steel

O251MB838B
Titanium

O251MBH38B
Bronze

O251MBL38B
Light Gold

Black Steel

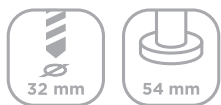


MB262

Two hole single lever mixer
Miscelatore monocomando 2 fori
Zweiloch - Hebelmischer
Mitigeur monocommande à 2 trous



FEATURES



FINISHES

All finishes over matte solid stainless steel - Finiture su base acciaio massiccio satinato - Oberflächenfinish über massiven gebürsteten Edelstahl - finissages sur acier massif brossé



O262MB238B
Stainless Steel



O262MB438B
Black Steel



O262MB838B
Titanium



O262MBH38B
Bronze



O262MBL38B
Light Gold

Titanium




MB264

Single lever mixer - rotating spout
Miscelatore monocomando - canna orientabile
Einhebelmischer - Schwenkauslauf
Mitigeur monocommande - bec orientable



FEATURES



FINISHES

All finishes over matte solid stainless steel - Finiture su base acciaio massiccio satinato - Oberflächenfinish über massiven gebürsteten Edelstahl - finissages sur acier massif brossé



O264MB238B
Stainless Steel



O264MB438B
Black Steel



O264MB838B
Titanium



O264MBH38B
Bronze




O264MBL38B
Light Gold

Light Gold

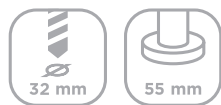


MB277

Single lever mixer - rotating spout
Miscelatore monocomando - canna orientabile
Einhebelmischer - Schwenkauslauf
Mitigeur monocommande - bec orientable



FEATURES



FINISHES

All finishes over matte solid stainless steel - Finiture su base acciaio massiccio satinato - Oberflächenfinish über massiven gebürsteten Edelstahl - finissages sur acier massif brossé



O277MB238B
Stainless Steel



O277MB438B
Black Steel



O277MB838B
Titanium



O277MBH38B
Bronze



O277MBL38B
Light Gold





Titanium



MB276

Single lever mixer wall mounted
Miscelatore monocomando a muro
Wand - Einhebelmischer
Mitigeur mural monocommande



Rough in valve | Parte incasso | Unterputzeinheit | Partie encastrée

X89.1115

FEATURES



FINISHES

All finishes over matte solid stainless steel - Finiture su base acciaio massiccio satinato - Oberflächenfinish über massiven gebürsteten Edelstahl - finissages sur acier massif brossé



0276MB238B TN
Stainless Steel



0276MB438B TN
Black Steel



0276MB838B TN
Titanium



0276MBH38B TN
Bronze



0276MBL38B TN
Light Gold

Stainless Steel



MB278

Single lever mixer wall mounted
Miscelatore monocomando a muro
Wand - Einhebelmischer
Mitigeur mural monocommande



Rough in valve | Parte incasso | Unterputzeinheit | Partie encastrée
X89.1115

FEATURES



FINISHES

All finishes over matte solid stainless steel - Finiture su base acciaio massiccio satinato - Oberflächenfinish über massiven gebürsteten Edelstahl - finissages sur acier massif brossé



0278MB238B TN
Stainless Steel



0278MB438B TN
Black Steel



0278MB838B TN
Titanium




0278MBH38B TN
Bronze



0278MBL38B TN
Light Gold

Bronze



MB287

Three hole wall mounted mixer
Miscelatore 3 fori da incasso a muro
Unterputz Dreilochmischer
Mitigeur 3 trous à mur



Rough in valve 3/4" - left | Parte incasso 3/4" - sinistro | Unterputzeinheit 3/4" - sinistro | Partie encastrée 3/4" - gauche
SV9INC.229 EU SX

Rough in valve 3/4" - right | Parte incasso 3/4" - destro | Unterputzeinheit 3/4" - rechts | Partie encastrée 3/4" - droit
SV9INC.229 EU DX

Handle extension 34 mm | Prolunghe aste manopole | Verlängerungs - Set für Griffe 34 mm | Rallonges raccordement poignées 34 mm
SV9KPM.228

FEATURES



FINISHES

All finishes over matte solid stainless steel - Finiture su base acciaio massiccio satinato - Oberflächenfinish über massiven gebürsteten Edelstahl - finissages sur acier massif brossé



0287MB238B N
Stainless Steel

0287MB438B N
Black Steel

0287MB838B N
Titanium

0287MBH38B N
Bronze

0287MBL38B N
Light Gold

Black Steel

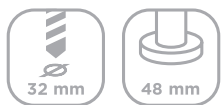


MB289

Single lever mixer
Miscelatore monocomando
Einhebelmischer
Mitigeur monocommande



FEATURES



FINISHES

All finishes over matte solid stainless steel - Finiture su base acciaio massiccio satinato - Oberflächenfinish über massiven gebürsteten Edelstahl - finissages sur acier massif brossé



O289MB238B
Stainless Steel



O289MB438B
Black Steel



O289MB838B
Titanium



O289MBH38B
Bronze



O289MBL38B
Light Gold


Titanium



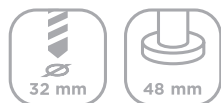
MB290

Single lever mixer
Miscelatore monocomando
Einhebelmischer
Mitigeur monocommande

136 mm



FEATURES



FINISHES

All finishes over matte solid stainless steel - Finiture su base acciaio massiccio satinato - Oberflächenfinish über massiven gebürsteten Edelstahl - finissages sur acier massif brossé



O290MB238B
Stainless Steel



O290MB438B
Black Steel



O290MB838B
Titanium



O290MBH38B
Bronze



O290MBL38B
Light Gold

Black Steel



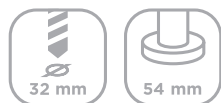
MB292

Single lever mixer without spout
Miscelatore monocomando senza canna
Einhebelmischer ohne Auslauf
Mitigeur monocommande sans bec



67 mm

FEATURES



FINISHES

All finishes over matte solid stainless steel - Finiture su base acciaio massiccio satinato - Oberflächenfinish über massiven gebürsteten Edelstahl - finissages sur acier massif brossé



O292MB238B
Stainless Steel



O292MB438B
Black Steel



O292MB838B
Titanium



O292MBH38B
Bronze




O292MBL38B
Light Gold

Bronze



MB294

Single lever mixer and spout wall mounted
Miscelatore monocomando a canna da muro
Wand - Einhebelmischer
Mitigeur mural monocommande



G 1/2" universal rough-in valve for 2 holes wall mounted mixer | G1/2" Parte incasso universale per miscelatori 2 fori da muro | G1/2" universal Unterputz Einheit für 2 - Loch Wandmischer | G1/2" Partie encastrée universal pour mitigeur 2 trous à mur

X69.1082 EU

G 1/2" universal rough-in valve for 2 holes wall mounted mixer - left | G1/2" Parte incasso universale per miscelatori 2 fori da muro - sinistro | G1/2" universal Unterputz Einheit für 2 - Loch Wandmischer - links | G1/2" Partie encastrée universal pour mitigeur 2 trous à mur - gauche

X69.1082 EU L

Valves extension 15 mm | Prolunghe aste manopole 15 mm | Verlängerungsset UP - Einheit 15 mm | Rallonges raccordement poignées 15 mm
SV9KPI.357

FEATURES



FINISHES

All finishes over matte solid stainless steel - Finiture su base acciaio massiccio satinato - Oberflächenfinish über massiven gebürsteten Edelstahl - finissages sur acier massif brossé



O294MB238B T
Stainless Steel



O294MB438B T
Black Steel



O294MB838B T
Titanium



O294MBH38B T
Bronze



O294MBL38B T
Light Gold

Light Gold



MB295

Single lever mixer and spout wall mounted
Miscelatore monocomando a canna da muro
Wand - Einhebelmischer
Mitigeur mural monocommande



G 1/2" universal rough-in valve for 2 holes wall mounted mixer | G1/2" Parte incasso universale per miscelatori 2 fori da muro | G1/2" universal Unterputz Einheit für 2 - Loch Wandmischer | G1/2" Partie encastrée universal pour mitigeur 2 trous à mur

X69.1082 EU

G 1/2" universal rough-in valve for 2 holes wall mounted mixer - left | G1/2" Parte incasso universale per miscelatori 2 fori da muro - sinistro | G1/2" universal Unterputz Einheit für 2 - Loch Wandmischer - links | G1/2" Partie encastrée universal pour mitigeur 2 trous à mur - gauche

X69.1082 EU L

Valves extension 15 mm | Prolunghe aste manopole 15 mm | Verlängerungsset UP - Einheit 15 mm | Rallonges raccordement poignées 15 mm
SV9KPI.357

FEATURES



FINISHES

All finishes over matte solid stainless steel - Finiture su base acciaio massiccio satinato - Oberflächenfinish über massiven gebürsteten Edelstahl - finissages sur acier massif brossé



O295MB238B T
Stainless Steel



O295MB438B T
Black Steel



O295MB838B T
Titanium



O295MBH38B T
Bronze



O295MBL38B T
Light Gold

Black Steel



MB297

Single lever mixer and spout wall mounted
Miscelatore monocomando a canna da muro
Wand - Einhebelmischer
Mitigeur mural monocommande



G 1/2" universal rough-in valve for 2 holes wall mounted mixer | G1/2" Parte incasso universale per miscelatori 2 fori da muro | G1/2" universal Unterputz Einheit für 2 - Loch Wandmischer | G1/2" Partie encastrée universal pour mitigeur 2 trous à mur

X69.1082 EU

G 1/2" universal rough-in valve for 2 holes wall mounted mixer - left | G1/2" Parte incasso universale per miscelatori 2 fori da muro - sinistro | G1/2" universal Unterputz Einheit für 2 - Loch Wandmischer - links | G1/2" Partie encastrée universal pour mitigeur 2 trous à mur - gauche

X69.1082 EU L

Valves extension 15 mm | Prolunghe aste manopole 15 mm | Verlängerungsset UP - Einheit 15 mm | Rallonges raccordement poignées 15 mm
SV9KPI.357

FEATURES



FINISHES

All finishes over matte solid stainless steel - Finiture su base acciaio massiccio satinato - Oberflächenfinish über massiven gebürsteten Edelstahl - finissages sur acier massif brossé



O297MB238B T
Stainless Steel



O297MB438B T
Black Steel



O297MB838B T
Titanium



O297MBH38B T
Bronze



O297MBL38B T
Light Gold

Stainless Steel



MB304

Single lever mixer for bidet
Miscelatore monocomando per bidet
Bidet-Einlochbatterie
Mitigeur monocommande pour bidet



FEATURES



FINISHES

All finishes over matte solid stainless steel - Finiture su base acciaio massiccio satinato - Oberflächenfinish über massiven gebürsteten Edelstahl - finissages sur acier massif brossé



0304MB238B
Stainless Steel



0304MB438B
Black Steel



0304MB838B
Titanium




0304MBH38B
Bronze



0304MBL38B
Light Gold

Titanium



MB439N

Built-in Thermostatic Shower Mixer - 2 knobs: temperature + volume
Miscelatore termostatico, 1 rubinetto chiusura
Thermostat-Mischer, 1 Absperrventil
Mitigeur thermostatique, 1 robinet d'arrêt

MB440N

Built-in Thermostatic Shower Mixer - 2 knobs: temperature + 2 way volume controls
Miscelatore termostatico, rubinetto 2 vie con arresto
Thermostat-Mischer, Zweiweg-Mischer mit Menge Regulierung
Mitigeur thermostatique, robinet 2 voies avec arrêt

MB449N

Built-in thermostatic shower mixer - 2 knobs: temperature + 3 way volume control
Miscelatore termostatico, rubinetto 3 vie con arresto
Thermostat-Mischer und Dreiweg-Umsteller mit Absperrung
Mitigeur thermostatique, robinet 3 voies avec arrêt

Rough in valve 3/4" – includes stops | Parte incasso 3/4" | Unterputzeinheit 3/4" | Partie encastrée 3/4"

MB439N - **SV9INC.219 EUB**

MB440N - **SV9INC.220 EUB**

MB449N - **SV9INC.275 EUB**

Valve extensions kit 34 mm | Prolunghe aste manopole 34 mm | Verlängerungs - Set für Griffe 34 mm | Rallonges raccordement poignées 34 mm
SV9KPM.233

Valve extensions kit 15 mm | Prolunghe aste manopole 15 mm | Verlängerungs - Set für Griffe 15 mm | Rallonges raccordement poignées 15 mm
SV9KPM.355



FINISHES

All finishes over matte solid stainless steel - Finiture su base acciaio massiccio satinato - Oberflächenfinish über massiven gebürsteten Edelstahl - finissages sur acier massif brossé



0439MB238V N

Stainless Steel



0439MB438V N

Black Steel



0439MB838V N

Titanium



0439MBH38V N

Bronze



0439MBL38V N

Light Gold

0440MB238V N

Stainless Steel

0440MB438V N

Black Steel

0440MB838V N

Titanium

0440MBH38V N

Bronze

0440MBL38V N

Light Gold

0449MB238V N

Stainless Steel

0449MB438V N

Black Steel

0449MB838V N

Titanium


0449MBH38V N

Bronze

0449MBL38V N

Light Gold

Black Steel



MB441N

Built-in Thermostatic Shower Mixer - 2 knobs: temperature + volume
Miscelatore termostatico, 1 rubinetto chiusura
Thermostat-Mischer, 1 Absperrventil
Mitigeur thermostatique, 1 robinet d'arrêt

MB442N

Built-in Thermostatic Shower Mixer - 2 knobs: temperature + 2 way volume controls
Miscelatore termostatico, rubinetto 2 vie con arresto
Thermostat-Mischer, Zweiweg-Mischer mit Menge Regulierung
Mitigeur thermostatique, robinet 2 vois avec arrêt

MB443N

Built-in thermostatic shower mixer - 2 knobs: temperature + 3 way volume control
Miscelatore termostatico, rubinetto 3 vie con arresto
Thermostat-Mischer und Dreiweg-Umsteller mit Absperrung
Mitigeur thermostatique, robinet 3 vois avec arrêt

140 mm



290 mm

Rough in valve 3/4" – includes stops | Parte incasso 3/4" | Unterputzeinheit 3/4" | Partie encastrée 3/4"

MB441N - **SV9INC.221 EUB**

MB442N - **SV9INC.222 EUB**

MB443N - **SV9INC.223 EUB**

Valve extensions kit 34 mm | Prolunghe aste manopole 34 mm | Verlängerungs - Set für Griffe 34 mm | Rallonges raccordement poignées 34 mm
SV9KPM.226

Valve extensions kit 15 mm | Prolunghe aste manopole 15 mm | Verlängerungs - Set für Griffe 15 mm | Rallonges raccordement poignées 15 mm
SV9KPM.356

FINISHES

All finishes over matte solid stainless steel - Finiture su base acciaio massiccio satinato - Oberflächenfinish über massiven gebürsteten Edelstahl - finissages sur acier massif brossé



0441MB238V N

Stainless Steel



0441MB438V N

Black Steel



0441MB838V N

Titanium



0441MBH38V N

Bronze



0441MBL38V N

Light Gold

0442MB238V N

Stainless Steel

0442MB438V N

Black Steel

0442MB838V N

Titanium

0442MBH38V N

Bronze

0442MBL38V N

Light Gold

0443MB238V N

Stainless Steel

0443MB438V N

Black Steel

0443MB838V N

Titanium


0443MBH38V N

Bronze

0443MBL38V N

Light Gold

Bronze



MB444N

Single knob built-in thermostatic shower mixer
Miscelatore termostatico
Thermostat-Mischer
Mitigeur thermostatique



Ø140 mm

Rough in valve 3/4" - left | Parte incasso 3/4" - sinistro | Unterputz Einheit 3/4" | Partie encastrée 3/4"

SV9INC.224 EUB

Valve extensions kit 15 mm | Prolunghe aste manopole 15 mm | Verlängerungs - Set für Griffe 15 mm | Rallonges raccordement poignées 15 mm

SV9KPM.353

Valve extension 34 mm | Prolunghe aste manopole | Verlängerungs - Set für Griffe 34 mm | Rallonges raccordement poignées 34 mm

SV9KPM.227

FINISHES

All finishes over matte solid stainless steel - Finiture su base acciaio massiccio satinato - Oberflächenfinish über massiven gebürsteten Edelstahl - finissages sur acier massif brossé



0444MB238V N
Stainless Steel



0444MB438V N
Black Steel



0444MB838V N
Titanium



0444MBH38V N
Bronze



0444MBL38V N
Light Gold

Stainless Steel



MB446N

Volume control
Rubinetto di chiusura
Absperrventil
Robinet d'arrêt



Ø70 mm

Rough in valve 3/4" - includes stop | Parte incasso 3/4" | Unterputz Einheit 3/4" | Partie encastrée 3/4"
SV9INC.229 EUB

Valve extensions kit 15 mm | Prolunghe aste manopole 15 mm | Verlängerungs - Set für Griffe 15 mm | Rallonges raccordement poignées 15 mm
SV9KPM.354

Valve extension 34 mm | Prolunghe aste manopole | Verlängerungs - Set für Griffe 34 mm | Rallonges raccordement poignées 34 mm
SV9KPM.228

FINISHES

All finishes over matte solid stainless steel - Finiture su base acciaio massiccio satinato - Oberflächenfinish über massiven gebürsteten Edelstahl - finissages sur acier massif brossé



0446MB238V N
Stainless Steel



0446MB438V N
Black Steel



0446MB838V N
Titanium



0446MBH38V N
Bronze



0446MBL38V N
Light Gold

Black Steel



MB455

Built-in Thermostatic Shower Mixer - 2 knobs: temperature + 2 way volume control, water outlet with hook

Miscelatore termostatico, rubinetto 2 vie con arresto - presa d'acqua con gancio

Thermostat-Mischer, Zweiweg-Mischer mit stop, Handbrausehalterung und Schlauchanschluss

Mitigeur thermostatique, robinet 2 vois avec arrêt et crochet pour douchette

MB456

Built-in Thermostatic Shower Mixer - 2 knobs: temperature + 3 way volume control, water outlet with hook

Miscelatore termostatico, rubinetto 3 vie con arresto - presa d'acqua con gancio

Thermostat-Mischer, Dreiweg-Mischer mit stop, Handbrausehalterung und Schlauchanschluss

Mitigeur thermostatique, robinet 2 vois avec arrêt et crochet pour douchette



Rough in valve 3/4" - left | Parte incasso 3/4" - sinistro | Unterputz Einheit 3/4" | Partie encastrée 3/4"

MB455 - **SV9INC.311 EU**

MB456 - **SV9INC.312 EU**

Valve extensions kit 15 mm | Prolunghe aste manopole 15 mm | Verlängerungs - Set für Griffe 15 mm | Rallonges raccordement poignées 15 mm
SV9KPM.372

Valve extension 34 mm | Prolunghe aste manopole | Verlängerungs - Set für Griffe 34 mm | Rallonges raccordement poignées 34 mm
SV9KPM.318

Hand shower and flex not included

FINISHES

All finishes over matte solid stainless steel - Finiture su base acciaio massiccio satinato - Oberflächenfinish über massiven gebürsteten Edelstahl - finissages sur acier massif brossé



0455MB238V

Stainless Steel



0455MB438V

Black Steel



0455MB838V

Titanium



0455MBH38V

Bronze



0455MBL38V

Light Gold

0456MB238V

Stainless Steel

0456MB438V

Black Steel

0456MB838V

Titanium

0456MBH38V

Bronze

0456MBL38V


Light Gold

Stainless Steel



MB457

Freestanding shower floor fitted
Colonna doccia a pavimento
Freistehende Standdusche
Colonne douche au planché



Rough in base | Parte incasso | Unterputz - Einheit | Partie encastrée
X39.1022

FEATURES



FINISHES

All finishes over matte solid stainless steel - Finiture su base acciaio massiccio satinato - Oberflächenfinish über massiven gebürsteten Edelstahl - finissages sur acier massif brossé



O457MB238V
Stainless Steel

Stainless Steel



MB459

Single lever mixer with hand shower outlet & holder
Gancio doccia con presa d'acqua
Hebelmischer mit Handbrausehalterung und Wasseranschluss
Crochet pour douchette avec prise d'eau



G 1/2" universal rough-in valve for 2 holes wall mounted mixer - left | G1/2" Parte incasso universale per miscelatori 2 fori da muro - sinistro
G1/2" universal Unterputz Einheit für 2 - Loch Wandmischer - links | G1/2" Partie encastrée universal pour mitigeur 2 trous à mur - gauche
X69.1082 EU L

G 1/2" universal rough-in valve for 2 holes wall mounted mixer | G1/2" Parte incasso universale per miscelatori 2 fori da muro | G1/2" universal
Unterputz Einheit für 2 - Loch Wandmischer | G1/2" Partie encastrée universal pour mitigeur 2 trous à mur
X69.1082 EU

Valve extensions kit 15 mm | Prolunghe aste manopole 15 mm | Verlängerungs - Set für Griffe 15 mm | Rallonges raccordement poignées 15 mm
SV9KPI.357

FEATURES



FINISHES

All finishes over matte solid stainless steel - Finiture su base acciaio massiccio satinato - Oberflächenfinish über massiven gebürsteten Edelstahl - finissages sur acier massif brossé



0459MB238V T
Stainless Steel



0459MB438V T
Black Steel



0459MB838V T
Titanium



0459MBH38V T
Bronze



0459MBL38V T
Light Gold

Titanium



MB460

Built-in shower mixer - trim ring Ø 60 mm
Miscelatore doccia da incasso - basetta Ø 60 mm
Unterputz-Dusche-Rosette Ø60 mm
Mitigeur encastré - anneau Ø 60 mm

MB460 B5

Built-in shower mixer - trim ring Ø 50 mm
Miscelatore doccia da incasso - basetta Ø 50 mm
Unterputz-Dusche-Rosette Ø50 mm
Mitigeur encastré - anneau Ø 50 mm



G1/2" universal rough-in valve | G1/2" Parte incasso universale | G1/2" universal Unterputz Einheit | G1/2" Partie encastrée universal"

X49.1081 EU

Valve extensions kit 15 mm | Prolunghe aste manopole 15 mm | Verlängerungs - Set für Griffe 15 mm | Rallonges raccordement poignées 15 mm

SV9KPM.358

FEATURES



FINISHES

All finishes over matte solid stainless steel - Finiture su base acciaio massiccio satinato - Oberflächenfinish über massiven gebürsteten Edelstahl - finissages sur acier massif brossé



0460MB238V T

Stainless Steel



0460MB438V T

Black Steel



0460MB838V T

Titanium



0460MBH38V T

Bronze



0460MBL38V T

Light Gold

0460MB238V TB5

Stainless Steel

0460MB438V TB5

Black Steel

0460MB838V TB5

Titanium

0460MBH38V TB5

Bronze

0460MBL38V TB5

Light Gold

Titanium



MB461

Three hole wall mounted mixer with diverter and hand shower outlet and holde
 Miscelatore a parete a tre fori con miscelatore, deviatore, uscita acqua cc supporto per doccia.

Drei-Loch-Wandmischer mit Umsteller und Handbrause-Auslass und Halte
 Mitigeur mural à trois trous: mitigeur - inverseur - sortie eau et suppor
 douchette.



G 1/2" universal rough-in valve for 3 holes wall mounted mixer - left | G1/2" Parte incasso universale per miscelatori 3 fori da muro - sinistro
 G1/2" universal Unterputz Einheit für 3 - Loch Wandmischer -links | G1/2" Partie encastrée universal pour mitigeur 3 trous à mur - gauche
X89.1113 EU L

G 1/2" universal rough-in valve for 3 holes wall mounted mixer | G1/2" Parte incasso universale per miscelatori 3 fori da muro | G1/2" universal
 Unterputz Einheit für 3 - Loch Wandmischer | G1/2" Partie encastrée universal pour mitigeur 3 trous à mur
X89.1113 EU

Valve extensions kit 15 mm | Prolunghe aste manopole 15 mm | Verlängerungs - Set für Griffe 15 mm | Rallonges raccordement poignées 15 m
SV9KPI.407

FEATURES



Hand shower and flex not included

FINISHES

All finishes over matte solid stainless steel - Finiture su base acciaio massiccio satinato - Oberflächenfinish über massiven gebürsteten Edelstahl - finissages sur acier massif brossé



0461MB238V T
 Stainless Steel



0461MB438V T
 Black Steel



0461MB438V T
 Titanium



0461MB838V T
 Rose Gold



0461MBL38V T
 Gold

Black Steel

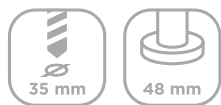


MB508

Three hole tub filler 3/4" valves - deck mounted
Miscelatore bordo vasca a 3 fori - vitoni 3/4"
Wannen-Dreilochbatterie - 3/4" Ventil - für Wannenrandmontage
Mélangeur bain à 3 trous - vannes 3/4" - montage sur gorge



FEATURES



FINISHES

All finishes over matte solid stainless steel - Finiture su base acciaio massiccio satinato - Oberflächenfinish über massiven gebürsteten Edelstahl - finissages sur acier massif brossé



0508MB238C
Stainless Steel

0508MB438C
Black Steel

0508MB838C
Titanium

0508MBH38C
Bronze

0508MBL38C
Light Gold

Stainless Steel

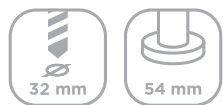


MB509

Single lever mixer with hand shower
Miscelatore monocomando con doccia
Einhebelmischer mit Handbrause
Mitigeur monocommande avec douche à main



FEATURES



FINISHES

All finishes over matte solid stainless steel - Finiture su base acciaio massiccio satinato - Oberflächenfinish über massiven gebürsteten Edelstahl - finissages sur acier massif brossé



0509MB238C
Stainless Steel



0509MB438C
Black Steel



0509MB838C
Titanium



0509MBH38C
Bronze



0509MBL38C
Light Gold

Stainless Steel



MB515

Bathtub mixer - deck mounted
Miscelatore bordo vasca
Wannenmischer für Wannenrandmontage
Mélangeur bain – montage sur gorge



FEATURES



FINISHES

All finishes over matte solid stainless steel - Finiture su base acciaio massiccio satinato - Oberflächenfinish über massiven gebürsteten Edelstahl - finissages sur acier massif brossé



O515MB238C
Stainless Steel



O515MB438C
Black Steel



O515MB838C
Titanium



O515MBH38C
Bronze



O515MBL38C
Light Gold

Black Steel



MB516N

Bathtub column with hand shower R spout - high volume cartridge
Colonna vasca canna R con doccetta - cartuccia alta portata
Wanneneinlauf mit Standrohr R Auslauf und Handbrause - Hoher Durchfluss Kartusche
Colonne bain bec R avec douche à main - cartouche haut débit



Rough in base | Parte incasso | Unterputzeinheit | Partie encastrée

X39.1022

Resin floor kit | Kit per pavimenti in resina | Kit für Kunstharzboden | Kit pour plancher en résine

SV9KPR.254

FEATURES



FINISHES

All finishes over matte solid stainless steel - Finiture su base acciaio massiccio satinato - Oberflächenfinish über massiven gebürsteten Edelstahl - finissages sur acier massif brossé



0516MB238C N
Stainless Steel



0516MB438C N
Black Steel



0516MB838C N
Titanium



0516MBH38C N
Bronze



0516MBL38C N
Light Gold

Bronze



MB519N

Bathtub column with hand shower SQ spout - high volume cartridge
Colonna vasca canna SQ con doccetta - cartuccia alta portata
Wanneneinlauf mit Standrohr SQ Auslauf und Handbrause - Hoher Durchfluss Kartusche
Colonne bain bec SQ avec douche à main - cartouche haut débit



Rough in base | Parte incasso | Unterputzeinheit | Partie encastrée

X39.1022

Resin floor kit | Kit per pavimenti in resina | Kit für Kunstharzboden | Kit pour plancher en résine

SV9KPR.254

FEATURES



FINISHES

All finishes over matte solid stainless steel - Finiture su base acciaio massiccio satinato - Oberflächenfinish über massiven gebürsteten Edelstahl - finissages sur acier massif brossé



0519MB238C N
Stainless Steel



0519MB438C N
Black Steel



0519MB838C N
Titanium



0519MBH38C N
Bronze



0519MBL38C N
Light Gold





Black Steel



MB521

Single lever mixer and spout wall mounted
Miscelatore monocomando a canna da muro
Wand - Hebelmischer
Mitigeur mural monocommande



G 1/2" universal rough-in valve for 2 holes wall mounted mixer - left | G1/2" Parte incasso universale per miscelatori 2 fori da muro - sinistro
G1/2" universal Unterputz Einheit für 2 - Loch Wandmischer - links | G1/2" Partie encastrée universal pour mitigeur 2 trous à mur - gauche
X69.1082 EU L

G 1/2" universal rough-in valve for 2 holes wall mounted mixer | G1/2" Parte incasso universale per miscelatori 2 fori da muro | G1/2" universal
Unterputz Einheit für 2 - Loch Wandmischer | G1/2" Partie encastrée universal pour mitigeur 2 trous à mur
X69.1082 EU

Valve extensions kit 15 mm | Prolunghe aste manopole 15 mm | Verlängerungs - Set für Griffe 15 mm | Rallonges raccordement poignées 15 mm
SV9KPI.357

FEATURES



FINISHES

All finishes over matte solid stainless steel - Finiture su base acciaio massiccio satinato - Oberflächenfinish über massiven gebürsteten Edelstahl - finissages sur acier massif brossé



0521MB238B T
Stainless Steel



0521MB438B T
Black Steel



0521MB838B T
Titanium



0521MBH38B T
Bronze



0521MBL38B T
Light Gold

Stainless Steel



MB704

Three way built-in diverter with volume control
Deviatore incasso a 3 vie con arresti
3-Weg Unterputz-Umsteller
Inverseur à 3 vois encastré



Rough in valve 3/4" - includes stop | Parte incasso 3/4" | Unterputz Einheit 3/4" | Partie encastrée 3/4"
SV9INC.276 EUB

Valve extensions kit 15 mm | Prolunghe aste manopole 15 mm | Verlängerungs - Set für Griffe 15 mm | Rallonges raccordement poignées 15 mm
SV9KPM.354

Valve extension 34 mm | Prolunghe aste manopole 34 mm | Verlängerungs - Set für Griffe 34 mm | Rallonges raccordement poignées 34 mm
SV9KPM.228

FEATURES



FINISHES

All finishes over matte solid stainless steel - Finiture su base acciaio massiccio satinato - Oberflächenfinish über massiven gebürsteten Edelstahl - finissages sur acier massif brossé



0704DE2D3V
Stainless Steel



0704DE4D3V
Black Steel



0704DE8D3V
Titanium



0704DEHD3V
Bronze



0704DELD3V
Light Gold

Titanium



MB705

Two way built - in diverter with volume control - trim ring Ø 60 mm
Deviatore incasso 2 vie con arresto - basetta Ø 60 mm
2 - Weg Unterputzumsteller mit Absperrung - Rosette Ø60 mm
Inverseur 2 voies à encastrer avec arrêt - anneau Ø 60 mm

MB705 B5

Two way built - in diverter with volume control - trim ring Ø 50 mm
Deviatore incasso 2 vie con arresto - basetta Ø 50 mm
2 - Weg Unterputzumsteller mit Absperrung - Rosette Ø50 mm
Inverseur 2 voies à encastrer avec arrêt - anneau Ø 50 mm



G 1/2" universal rough-in valve for 2 holes wall mounted mixer - left | G1/2" Parte incasso universale per miscelatori 2 fori da muro - sinistro
G1/2" universal Unterputz Einheit für 2 - Loch Wandmischer - links | G1/2" Partie encastrée universal pour mitigeur 2 trous à mur - gauche
X49.1114

Valve extensions kit 15 mm | Prolunghe aste manopole 15 mm | Verlängerungs - Set für Griffe 15 mm | Rallonges raccordement poignées 15 mm
SV9KPM.358

FEATURES



FINISHES

All finishes over matte solid stainless steel - Finiture su base acciaio massiccio satinato - Oberflächenfinish über massiven gebürsteten Edelstahl - finissages sur acier massif brossé



0705MB2D2V T

Stainless Steel



0705MB4D2V T

Black Steel



0705MB8D2V T

Titanium



0705MBHD2V T

Bronze



0705MBHD2V T

Light Gold

0705MB2D2V TB5

Stainless Steel

0705MB4D2V TB5

Black Steel

0705MB8D2V TB5

Titanium

0705MBHD2V TB5

Bronze

0705MBHD2V TB5

Light Gold

WHY SOLID STAINLESS STEEL?



The beauty and features of stainless steel made it the perfect choice for many sculptures and landmarks such as the pinnacle of the Chrysler building in New York, the Gateway Arch that defines the St. Louis skyline and the Atomium in Brussels. The same characteristics make it the best choice for many industrial and commercial applications including production of high quality fixtures for the bathroom, kitchen and outdoors.

In 1998 MGS manufactured the very first stainless steel mixer for domestic use. No other manufacturer before MGS used it for this purpose due to costs and technical difficulties: stainless steel is more expensive than brass and complex to exploit due to its hardness and higher melting temperature. These factors did not stop MGS because the goal was to offer our customers the best possible products. The following is a partial list of the exceptional advantages that stainless steel offers.

- It is 100% lead free, which allowed MGS to be the first European manufacturer to be certified in compliance with NSF61 Annex G. This also met the low lead requirements of the U.S. Safe Drinking Water Act, which went into effect in January 2014.
- The finish is obtained through hand polishing rather than through chemical processes such as chroming or plating. Polished stainless is extremely scratch resistant and durable.
- It is 100% recyclable and a high percentage of it comes from recycled material (approximately 60%).
- Stainless steel does not release nickel and therefore it is ideal for people allergic to it.
- The non-porous surface is more resistant to bacteria and germs making it a more hygienic choice in the kitchen or bathroom.
- It is ideal for outdoor installation as stainless steel is resistant to oxidation.
- It guarantees a long life cycle, making it the least expensive choice in the long run.

Some competitors now use stainless steel sheet or tubes to cover an inner brass body. This shortcut may provide the possibility to keep production costs lower while offering some of the advantages mentioned above, but clearly not all!

I VANTAGGI DELL'ACCIAIO INOX

La bellezza, durezza e durata dell'acciaio inossidabile ne hanno motivato la scelta per la realizzazione di strutture architettoniche quali il pinnacolo dell'Empire State Building a New York e il monumentale atomo di Bruxelles. Le caratteristiche estetiche e qualitative fanno dell'acciaio inossidabile un materiale particolarmente adatto per rubinetti da bagno, da cucina e per esterni. Nessun fabbricante l'aveva mai preso in considerazione prima di MGS perché caro e dalla lavorazione complessa.

Questa è una lista delle prerogative che offre l'acciaio inossidabile:

- È completamente esente da piombo, ciò ha permesso a MGS di essere il primo fabbricante europeo a ottenere la certificazione NSF61-G che vieta la presenza di piombo nei rubinetti per acqua potabile. La norma è entrata in vigore il 1. Gennaio 2014 in tutti gli Stati Uniti perché il piombo è un metallo tossico, nocivo alla salute e all'ambiente.
- È 100% riciclabile e circa il 60% di acciaio è ottenuto da prodotto riciclato.
- La finitura è ottenuta tramite lucidatura a mano, più onerosa ma più duratura e meno deteriorabile della cromatura.
- La superficie non porosa resiste a germi e batteri per una maggiore igiene in cucina e in bagno
- Non rilascia nichel ed è quindi indicato per le persone allergiche a questo metallo.
- Particolarmente resistente all'ossidazione, è ideale per l'utilizzo all'aperto.
- È la scelta più economica per la sua durata nel tempo.

Alcuni fabbricanti usano rivestire in acciaio i loro prodotti in ottone ma si tratta ovviamente di accorgimenti estetici che nascondono pur sempre un cuore in ottone.

WARUM SOLIDER EDELSTAHL

Wegen der Schönheit und der tollen Eigenschaften von Edelstahl ist dieses Metall die beste Wahl für viele Skulpturen und Sehenswürdigkeiten weltweit, so die Spitze des Chrysler Building in New York, der Gateway Arch in St. Louis, um nur einige zu nennen.

Die gleichen Eigenschaften empfehlen Edelstahl für viele industrielle oder kommerzielle Anwendungen, einschließlich der Produktion qualitativ hochwertiger Armaturen im Haushalt.

Die Komplexität der Edelstahlbearbeitung konnte MGS jedoch nicht von dem einmal eingeschlagenen Projekt abbringen, denn das Ziel war und ist, den Kunden das bestmögliche Produkt anzubieten.

- MGS Armaturen aus Edelstahl sind zu 100% bleifrei, MGS war der erste europäische Hersteller mit Zertifizierung nach dem amerikanischen NSF61 Annex G Standard. Damit erfüllt MGS auch die Anforderungen des US Safe Drinking Water Act, der seit dem Januar 2014 gilt.
- Die Oberflächen werden per Hand bearbeitet und poliert. Umweltkritische chemische Prozesse wie Verchromung oder Beschichtung entfallen vollständig. Dabei sind die gebürsteten und polierten Edelstahl Oberflächen extrem unempfindlich gegen Kratzer und somit lange haltbar.
- MGS Edelstahlaraturen sind zu 100% recyclebar, etwa 60% des Vormaterials besteht aus Recycling Material.
- Edelstahl ist für Menschen mit z.B. Nickelallergie ein absolut unkritischer Werkstoff
- Die kompakte, nicht poröse Oberfläche macht Edelstahl unempfindlich gegen bakterielle Ablagerungen und Verkeimung.
- Edelstahl ist der ideale Werkstoff für outdoor Installationen, da er eine sehr hohe Korrosionsbeständigkeit besitzt und leicht zu pflegen ist.
- Edelstahl hat eine sehr lange Lebensdauer.

Manche Hersteller verwenden heute Edelstahl Hüllen mit Messingbauteilen im Inneren. Aber diese Lösungen mit etwas geringeren Fertigungskosten bieten den Verbrauchern nicht alle Vorteile des massiven Originals von MGS.

AVANTAGES DE L'ACIER INOXYDABLE

La beauté, la dureté, l'incorruptibilité sont les raisons pour lesquelles certaines structures architectoniques ont été réalisées en acier inoxydable. Il faut rappeler par exemple le sommet de l'Empire State Building de New York, l'Atomium de Bruxelles, le Skyline de St.Louis aux Etats Unis, etc.... Les avantages de l'acier inoxydable sont très intéressants pour la robinetterie bain, cuisine, plein air et bord de mer. Aucun fabricant avant MGS avait utilisé l'acier inoxydable à cause de son coût et de sa dureté qui cause des difficultés de fabrication par rapport au laiton qui contient du plomb et est pour cela moins dur et plus malléable. Le plomb est un métal très toxique. Evidemment un robinet en laiton peut délivrer des traces de plomb dans l'eau. L'acier inoxydable n'a pas de plomb et est 100% recyclable. Il est intéressant de savoir qu'environ 60% de l'acier est obtenu par le recyclage.

Les robinets MGS sont polis à la main à l'aide de brosses pour obtenir un fini brillant ou mat qui restera pour toujours. Les robinets en laiton sont au contraire chromés et peuvent jaunir après usage.

La superficie de l'acier inoxydable n'est pas poreuse et résiste aux bactéries pour une meilleure hygiène des bains et cuisines. L'acier inoxydable ne contient pas de nickel et convient à toute personne allergique à ce métal.





Penta

The elegant simplicity of Penta is defined by the handles, resulting in five concave facets that form an attractively ergonomic pentagon while offering sleek lines.

L'elegante semplicità di Penta è definita dalle maniglie, risultanti in cinque sfaccettature concave che formano un pentagono elegantemente ergonomico offrendo al tempo stesso linee eleganti.

Die elegante Schlichtheit von Penta wird durch die Griffe definiert, die zu fünf konkaven Facetten führen, die ein attraktiv ergonomisches Fünfeck bilden und gleichzeitig schlanke Linien bietet.

L'élégante simplicité de Penta est définie par les poignées, résultant en cinq facettes concaves formant un pentagone élégamment ergonomique tout en offrant des lignes élégantes.

Black Steel

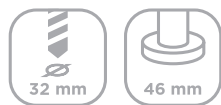


PE237

Single lever mixer
Miscelatore monocomando
Waschtisch - Einhandbatterie
Mitigeur monocommande



FEATURES



FINISHES

All finishes over matte solid stainless steel - Finiture su base acciaio massiccio satinato - Oberflächenfinish über massiven gebürsteten Edelstahl - finissages sur acier massif brossé



0237PE238B
Stainless Steel



0237PE438B
Black Steel



0237PE838B
Titanium



0237PEH38B
Bronze



0237PEL38B
Light Gold

Titanium

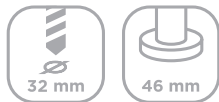


PE238

Single lever mixer
Miscelatore monocomando
Waschtisch - Einhandbatterie
Mitigeur monocommande



FEATURES



FINISHES

All finishes over matte solid stainless steel - Finiture su base acciaio massiccio satinato - Oberflächenfinish über massiven gebürsteten Edelstahl - finissages sur acier massif brossé



O238PE238B
Stainless Steel



O238PE438B
Black Steel



O238PE838B
Titanium



O238PEH38B
Bronze



O238PEL38B
Light Gold

Bronze

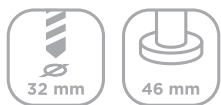


PE266

Single lever mixer
Miscelatore monocomando
Einhebelmischer
Mitigeur monocommande



FEATURES



FINISHES

All finishes over matte solid stainless steel - Finiture su base acciaio massiccio satinato - Oberflächenfinish über massiven gebürsteten Edelstahl - finissages sur acier massif brossé



0266PE238B
Stainless Steel



0266PE438B
Black Steel



0266PE838B
Titanium



0266PEH38B
Bronze



0266PEL38B
Light Gold

Light Gold

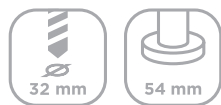


PE262

Two hole single lever mixer
Miscelatore monocomando 2 fori
Zweiloch - Hebelmischer
Mitigeur monocommande à 2 trous



FEATURES



FINISHES

All finishes over matte solid stainless steel - Finiture su base acciaio massiccio satinato - Oberflächenfinish über massiven gebürsteten Edelstahl - finissages sur acier massif brossé



O262PE238B
Stainless Steel

O262PE438B
Black Steel

O262PE838B
Titanium

O262PEH38B
Bronze

O262PEL38B
Light Gold

Black Steel



PE276

Single lever mixer wall mounted
Miscelatore monocomando a muro
Wand - Einhebelmischer
Mitigeur mural monocommande



Rough in valve | Parte incasso | Unterputzeinheit | Partie encastrée
X89.1115

FEATURES



FINISHES

All finishes over matte solid stainless steel - Finiture su base acciaio massiccio satinato - Oberflächenfinish über massiven gebürsteten Edelstahl - finissages sur acier massif brossé



0276PE238B TN
Stainless Steel



0276PE438B TN
Black Steel



0276PE838B TN
Titanium



0276PEH38B TN
Bronze



0276PEL38B TN
Light Gold

Stainless Steel



PE278

Single lever mixer wall mounted
Miscelatore monocomando a muro
Wand - Einhebelmischer
Mitigeur mural monocommande



Rough in valve | Parte incasso | Unterputzeinheit | Partie encastrée
X89.1115

FEATURES



FINISHES

All finishes over matte solid stainless steel - Finiture su base acciaio massiccio satinato - Oberflächenfinish über massiven gebürsteten Edelstahl - finissages sur acier massif brossé



0278PE238B TN
Stainless Steel



0278PE438B TN
Black Steel



0278PE838B TN
Titanium



0278PEH38B TN
Bronze



0278PEL38B TN
Light Gold

Bronze



Iconic in form and flawless in function

PE284

Three hole mixer - 1/2" valves - rotating spout R70
Miscelatore 3 fori - vitoni 1/2" - canna alta R70
Dreilochbatterie - 1/2" Ventil - Auslauf R70
Mélangeur à 3 trous - vannes 1/2" - bec R70



FINISHES

All finishes over matte solid stainless steel - Finiture su base acciaio massiccio satinato - Oberflächenfinish über massiven gebürsteten Edelstahl - finissages sur acier massif brossé



O284PE238B
Stainless Steel

O284PE438B
Black Steel

O284PE838B
Titanium

O284PEH38B
Bronze

O284PEL38B
Light Gold

Black Steel



PE287

Three hole wall mounted mixer
Miscelatore 3 fori da incasso a muro
Unterputz Dreilochmischer
Mitigeur 3 trous à mur



Rough in valve 3/4" - left | Parte incasso 3/4" - sinistro | Unterputzeinheit 3/4" - sinistro | Partie encastrée 3/4" - gauche
SV9INC.229 EU SX

Rough in valve 3/4" - right | Parte incasso 3/4" - destro | Unterputzeinheit 3/4" - rechts | Partie encastrée 3/4" - droit
SV9INC.229 EU DX

Handle extension 34 mm | Prolunghe aste manopole | Verlängerungs - Set für Griffe 34 mm | Rallonges raccordement poignées 34 mm
SV9KPM.228

FEATURES



FINISHES

All finishes over matte solid stainless steel - Finiture su base acciaio massiccio satinato - Oberflächenfinish über massiven gebürsteten Edelstahl - finissages sur acier massif brossé



0287PE238B
Stainless Steel

0287PE438B
Black Steel

0287PE838B
Titanium

0287PEH38B
Bronze

0287PEL38B
Light Gold

Stainless Steel

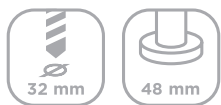


PE289

Single lever mixer
Miscelatore monocomando
Einhebelmischer
Mitigeur monocommande



FEATURES



FINISHES

All finishes over matte solid stainless steel - Finiture su base acciaio massiccio satinato - Oberflächenfinish über massiven gebürsteten Edelstahl - finissages sur acier massif brossé



0289PE238B
Stainless Steel



0289PE438B
Black Steel



0289PE838B
Titanium



0289PEH38B
Bronze



0289PEL38B
Light Gold

Light Gold



PE292

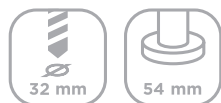
Single lever mixer without spout
Miscelatore monocomando senza canna
Einhebelmischer ohne Auslauf
Mitigeur monocommande sans bec

54 mm



86 mm

FEATURES



FINISHES

All finishes over matte solid stainless steel - Finiture su base acciaio massiccio satinato - Oberflächenfinish über massiven gebürsteten Edelstahl - finissages sur acier massif brossé



0292PE238C
Stainless Steel



0292PE438C
Black Steel



0292PE838C
Titanium



0292PEH38C
Bronze




0292PEL38C
Light Gold






Black Steel



PE294

Single lever mixer and spout wall mounted
Miscelatore monocomando a canna da muro
Wand - Einhebelmischer
Mitigeur mural monocommande



G 1/2" universal rough-in valve for 2 holes wall mounted mixer | G1/2" Parte incasso universale per miscelatori 2 fori da muro | G1/2" universal Unterputz Einheit für 2 - Loch Wandmischer | G1/2" Partie encastrée universal pour mitigeur 2 trous à mur

X69.1082 EU

G 1/2" universal rough-in valve for 2 holes wall mounted mixer - left | G1/2" Parte incasso universale per miscelatori 2 fori da muro - sinistro | G1/2" universal Unterputz Einheit für 2 - Loch Wandmischer - links | G1/2" Partie encastrée universal pour mitigeur 2 trous à mur - gauche

X69.1082 EU L

Valves extension 15 mm | Prolunghe aste manopole 15 mm | Verlängerungsset UP - Einheit 15 mm | Rallonges raccordement poignées 15 mm
SV9KPI.357

FEATURES



FINISHES

All finishes over matte solid stainless steel - Finiture su base acciaio massiccio satinato - Oberflächenfinish über massiven gebürsteten Edelstahl - finissages sur acier massif brossé



0294PE238B T
Stainless Steel



0294PE438B T
Black Steel



0294PE838B T
Titanium




0294PEH38B T
Bronze




0294PEL38B T
Light Gold

Bronze



PE295

Single lever mixer and spout wall mounted
Miscelatore monocomando a canna da muro
Wand - Einhebelmischer
Mitigeur mural monocommande



G 1/2" universal rough-in valve for 2 holes wall mounted mixer | G1/2" Parte incasso universale per miscelatori 2 fori da muro | G1/2" universal Unterputz Einheit für 2 - Loch Wandmischer | G1/2" Partie encastrée universal pour mitigeur 2 trous à mur

X69.1082 EU

G 1/2" universal rough-in valve for 2 holes wall mounted mixer -left | G1/2" Parte incasso universale per miscelatori 2 fori da muro - sinistro | G1/2" universal Unterputz Einheit für 2 - Loch Wandmischer - links | G1/2" Partie encastrée universal pour mitigeur 2 trous à mur - gauche

X69.1082 EU L

Valves extension 15 mm | Prolunghe aste manopole 15 mm | Verlängerungsset UP - Einheit 15 mm | Rallonges raccordement poignées 15 mm
SV9KPI.357

FEATURES



FINISHES

All finishes over matte solid stainless steel - Finiture su base acciaio massiccio satinato - Oberflächenfinish über massiven gebürsteten Edelstahl - finissages sur acier massif brossé



0295PE238B T
Stainless Steel



0295PE438B T
Black Steel



0295PE838B T
Titanium



0295PEH38B T
Bronze



0295PEL38B T
Light Gold

Titanium



PE297

Single lever mixer and spout wall mounted
Miscelatore monocomando a canna da muro
Wand - Einhebelmischer
Mitigeur mural monocommande



G 1/2" universal rough-in valve for 2 holes wall mounted mixer | G1/2" Parte incasso universale per miscelatori 2 fori da muro | G1/2" universal Unterputz Einheit für 2 - Loch Wandmischer | G1/2" Partie encastrée universal pour mitigeur 2 trous à mur

X69.1082 EU

G 1/2" universal rough-in valve for 2 holes wall mounted mixer - left | G1/2" Parte incasso universale per miscelatori 2 fori da muro - sinistro | G1/2" universal Unterputz Einheit für 2 - Loch Wandmischer - links | G1/2" Partie encastrée universal pour mitigeur 2 trous à mur - gauche

X69.1082 EU L

Valves extension 15 mm | Prolunghe aste manopole 15 mm | Verlängerungsset UP - Einheit 15 mm | Rallonges raccordement poignées 15 mm
SV9KPI.357

FEATURES



FINISHES

All finishes over matte solid stainless steel - Finiture su base acciaio massiccio satinato - Oberflächenfinish über massiven gebürsteten Edelstahl - finissages sur acier massif brossé



O297PE238B T
Stainless Steel



O297PE438B T
Black Steel



O297PE838B T
Titanium




O297PEH38B T
Bronze



O297PEL38B T
Light Gold

Black Steel



PE439


Built-in Thermostatic Shower Mixer - 2 knobs: temperature + volume
Miscelatore termostatico, 1 rubinetto chiusura
Thermostat-Mischer, 1 Absperrventil
Mitigeur thermostatique, 1 robinet d'arrêt

PE440

Built-in Thermostatic Shower Mixer - 2 knobs: temperature + 2 way volume controls
Miscelatore termostatico, rubinetto 2 vie con arresto
Thermostat-Mischer, Zweiweg-Mischer mit Menge Regulierung
Mitigeur thermostatique, robinet 2 vois avec arrêt

PE449

Built-in thermostatic shower mixer - 2 knobs: temperature + 3 way volume control
Miscelatore termostatico, rubinetto 3 vie con arresto
Thermostat-Mischer und Dreiweg-Umsteller mit Absperrung
Mitigeur thermostatique, robinet 3 vois avec arrêt



Rough in valve 3/4" – includes stops | Parte incasso 3/4" | Unterputzeinheit 3/4" | Partie encastrée 3/4"

PE439 - **SV9INC.219 EUB**

PE440 - **SV9INC.220 EUB**

PE449 - **SV9INC.275 EUB**

Valve extensions kit 34 mm | Prolunghe aste manopole 34 mm | Verlängerungs - Set für Griffe 34 mm | Rallonges raccordement poignées 34 mm
SV9KPM.233

Valve extensions kit 15 mm | Prolunghe aste manopole 15 mm | Verlängerungs - Set für Griffe 15 mm | Rallonges raccordement poignées 15 mm
SV9KPM.355

FINISHES

All finishes over matte solid stainless steel - Finiture su base acciaio massiccio satinato - Oberflächenfinish über massiven gebürsteten Edelstahl - finissages sur acier massif brossé



0439PE238V

Stainless Steel




0439PE438V

Black Steel



0439PE838V

Titanium



0439PEH38V

Bronze



0439PEL38V

Light Gold

0440PE238V

Stainless Steel

0440PE438V

Black Steel

0440PE838V

Titanium

0440PEH38V

Bronze

0440PEL38V

Light Gold

0449PE238V

Stainless Steel

0449PE438V

Black Steel

0449PE838V

Titanium


0449PEH38V

Bronze

0449PEL38V

Light Gold

Bronze



MCS

PE441

Built-in Thermostatic Shower Mixer - 2 knobs: temperature + volume
Miscelatore termostatico, 1 rubinetto chiusura
Thermostat-Mischer, 1 Absperrventil
Mitigeur thermostatique, 1 robinet d'arrêt


PE442

Built-in Thermostatic Shower Mixer - 2 knobs: temperature + 2 way volume controls
Miscelatore termostatico, rubinetto 2 vie con arresto
Thermostat-Mischer, Zweiweg-Mischer mit Menge Regulierung
Mitigeur thermostatique, robinet 2 vois avec arrêt

PE443

Built-in thermostatic shower mixer - 2 knobs: temperature + 3 way volume control
Miscelatore termostatico, rubinetto 3 vie con arresto
Thermostat-Mischer und Dreiweg-Umsteller mit Absperrung
Mitigeur thermostatique, robinet 3 vois avec arrêt

140 mm



290 mm

Rough in valve 3/4" – includes stops | Parte incasso 3/4" | Unterputzeinheit 3/4" | Partie encastrée 3/4"

PE441 - **SV9INC.221 EUB**

PE442 - **SV9INC.222 EUB**

PE443 - **SV9INC.223 EUB**

Valve extensions kit 34 mm | Prolunghe aste manopole 34 mm | Verlängerungs - Set für Griffe 34 mm | Rallonges raccordement poignées 34 mm
SV9KPM.226

Valve extensions kit 15 mm | Prolunghe aste manopole 15 mm | Verlängerungs - Set für Griffe 15 mm | Rallonges raccordement poignées 15 mm
SV9KPM.356

FINISHES

All finishes over matte solid stainless steel - Finiture su base acciaio massiccio satinato - Oberflächenfinish über massiven gebürsteten Edelstahl - finissages sur acier massif brossé



0441PE238V

Stainless Steel



0441PE438V

Black Steel



0441PE838V

Titanium



0441PEH38V

Bronze



0441PEL38V

Light Gold

0442PE238V

Stainless Steel

0442PE438V

Black Steel

0442PE838V

Titanium

0442PEH38V

Bronze

0442PEL38V

Light Gold

0443PE238V

Stainless Steel

0443PE438V

Black Steel

0443PE838V

Titanium


0443PEH38V

Bronze

0443PEL38V


Light Gold

Black Steel



PE444

Single knob built-in thermostatic shower mixer
Miscelatore termostatico
Thermostat-Mischer
Mitigeur thermostatique



Ø140 mm

Rough in valve 3/4" - left | Parte incasso 3/4" - sinistro | Unterputz Einheit 3/4" | Partie encastrée 3/4"

SV9INC.224 EUB

Valve extensions kit 15 mm | Prolunghe aste manopole 15 mm | Verlängerungs - Set für Griffe 15 mm | Rallonges raccordement poignées 15 mm

SV9KPM.353

Valve extension 34 mm | Prolunghe aste manopole | Verlängerungs - Set für Griffe 34 mm | Rallonges raccordement poignées 34 mm

SV9KPM.227

FINISHES

All finishes over matte solid stainless steel - Finiture su base acciaio massiccio satinato - Oberflächenfinish über massiven gebürsteten Edelstahl - finissages sur acier massif brossé



0444PE238V
Stainless Steel



0444PE438V
Black Steel



0444PE838V
Titanium




0444PEH38V
Bronze




0444PEL38V
Light Gold

Black Steel



PE446

Volume control
Rubinetto di chiusura
Absperrventil
Robinet d'arrêt



Ø70 mm

Rough in valve 3/4" - includes stop | Parte incasso 3/4" | Unterputz Einheit 3/4" | Partie encastrée 3/4"
SV9INC.229 EUB

Valve extensions kit 15 mm | Prolunghe aste manopole 15 mm | Verlängerungs - Set für Griffe 15 mm | Rallonges raccordement poignées 15 mm
SV9KPM.354

Valve extension 34 mm | Prolunghe aste manopole | Verlängerungs - Set für Griffe 34 mm | Rallonges raccordement poignées 34 mm
SV9KPM.228

FINISHES

All finishes over matte solid stainless steel - Finiture su base acciaio massiccio satinato - Oberflächenfinish über massiven gebürsteten Edelstahl - finissages sur acier massif brossé



0446PE238V
Stainless Steel



0446PE438V
Black Steel



0446PE838V
Titanium



0446PEH38V
Bronze



0446PEL38V
Light Gold

Light Gold



PE455

Built-in Thermostatic Shower Mixer - 2 knobs: temperature + 2 way volume control, water outlet with hook

Miscelatore termostatico, rubinetto 2 vie con arresto - presa d'acqua con gancio

Thermostat-Mischer, Zweiweg-Mischer mit stop, Handbrausehalterung und Schlauchanschluss

Mitigeur thermostatique, robinet 2 vois avec arrêt et crochet pour douchette


PE456

Built-in Thermostatic Shower Mixer - 2 knobs: temperature + 3 way volume control, water outlet with hook

Miscelatore termostatico, rubinetto 3 vie con arresto - presa d'acqua con gancio

Thermostat-Mischer, Dreiweg-Mischer mit stop, Handbrausehalterung und Schlauchanschluss

Mitigeur thermostatique, robinet 2 vois avec arrêt et crochet pour douchette



Rough in valve 3/4" - left | Parte incasso 3/4" - sinistro | Unterputz Einheit 3/4" | Partie encastrée 3/4"

PE455 - **SV9INC.311 EU**

PE456 - **SV9INC.312 EU**

Valve extensions kit 15 mm | Prolunghe aste manopole 15 mm | Verlängerungs - Set für Griffe 15 mm | Rallonges raccordement poignées 15 mm
SV9KPM.372

Valve extension kit 34 mm | Prolunghe aste manopole | Verlängerungs - Set für Griffe 34 mm | Rallonges raccordement poignées 34 mm
SV9KPM.318

Hand shower and flex not included

FINISHES

All finishes over matte solid stainless steel - Finiture su base acciaio massiccio satinato - Oberflächenfinish über massiven gebürsteten Edelstahl - finissages sur acier massif brossé



0455PE238V

Stainless Steel



0455PE438V

Black Steel



0455PE838V

Titanium



0455PEH38V

Bronze



0455PEL38V

Light Gold

0456PE238V

Stainless Steel

0456PE438V

Black Steel

0456PE838V

Titanium


0456PEH38V

Bronze

0456PEL38V


Light Gold

Titanium



PE459

Single lever mixer with hand shower outlet & holder
Gancio doccia con presa d'acqua
Hebelmischer mit Handbrausehalterung und Wasseranschluss
Crochet pour douchette avec prise d'eau



G 1/2" universal rough-in valve for 2 holes wall mounted mixer - left | G1/2" Parte incasso universale per miscelatori 2 fori da muro - sinistro
G1/2" universal Unterputz Einheit für 2 - Loch Wandmischer - links | G1/2" Partie encastrée universal pour mitigeur 2 trous à mur - gauche
X69.1082 EU L

G 1/2" universal rough-in valve for 2 holes wall mounted mixer | G1/2" Parte incasso universale per miscelatori 2 fori da muro | G1/2" universal
Unterputz Einheit für 2 - Loch Wandmischer | G1/2" Partie encastrée universal pour mitigeur 2 trous à mur
X69.1082 EU

Valve extensions kit 15 mm | Prolunghe aste manopole 15 mm | Verlängerungs - Set für Griffe 15 mm | Rallonges raccordement poignées 15 mm
SV9KPI.357

FEATURES



FINISHES

All finishes over matte solid stainless steel - Finiture su base acciaio massiccio satinato - Oberflächenfinish über massiven gebürsteten Edelstahl - finissages sur acier massif brossé



0459PE238V T
Stainless Steel



0459PE438V T
Black Steel



0459PE838V T
Titanium




0459PEH38V T
Bronze



0459PEL38V T
Light Gold

Stainless Steel




PE460

Built-in shower mixer - trim ring Ø 60 mm
Miscelatore doccia da incasso - basetta Ø 60 mm
Unterputz-Dusche-Rosette Ø60 mm
Mitigeur encastré - anneau Ø 60 mm

PE460 B5

Built-in shower mixer - trim ring Ø 50 mm
Miscelatore doccia da incasso - basetta Ø 50 mm
Unterputz-Dusche-Rosette Ø50 mm
Mitigeur encastré - anneau Ø 50 mm



G1/2" universal rough-in valve | G1/2" Parte incasso universale | G1/2" universal Unterputz Einheit | G1/2" Partie encastée universal"

X49.1081 EU

Valve extensions kit 15 mm | Prolunghe aste manopole 15 mm | Verlängerungs - Set für Griffe 15 mm | Rallonges raccordement poignées 15 mm

SV9KPM.358

FEATURES



FINISHES

All finishes over matte solid stainless steel - Finiture su base acciaio massiccio satinato - Oberflächenfinish über massiven gebürsteten Edelstahl - finissages sur acier massif brossé



0460PE238V T

Stainless Steel



0460PE438V T

Black Steel



0460PE838V T

Titanium



0460PEH38V T

Bronze



0460PEL38V T

Light Gold

0460PE238V TB5

Stainless Steel

0460PE438V TB5

Black Steel

0460PE838V TB5

Titanium

0460PEH38V TB5

Bronze

0460PEL38V TB5

Light Gold


Bronze



PE461

Three hole wall mounted mixer with diverter and hand shower outlet and holde
 Miscelatore a parete a tre fori con miscelatore, deviatore, uscita acqua cc
 supporto per doccia.

Drei-Loch-Wandmischer mit Umsteller und Handbrause-Auslass und Halte
 Mitigeur mural à trois trous: mitigeur - inverseur - sortie eau et suppor
 douchette.



G 1/2" universal rough-in valve for 3 holes wall mounted mixer - left | G1/2" Parte incasso universale per miscelatori 3 fori da muro - sinistro
 G1/2" universal Unterputz Einheit für 3 - Loch Wandmischer -links | G1/2" Partie encastrée universal pour mitigeur 3 trous à mur - gauche

X89.1113 EU L

G 1/2" universal rough-in valve for 3 holes wall mounted mixer | G1/2" Parte incasso universale per miscelatori 3 fori da muro | G1/2" universal
 Unterputz Einheit für 3 - Loch Wandmischer | G1/2" Partie encastrée universal pour mitigeur 3 trous à mur

X89.1113 EU

Valve extensions kit 15 mm | Prolunghe aste manopole 15 mm | Verlängerungs - Set für Griffe 15 mm | Rallonges raccordement poignées 15 m

SV9KPI.407

FEATURES



Hand shower and flex not included

FINISHES

All finishes over matte solid stainless steel - Finiture su base acciaio massiccio satinato - Oberflächenfinish über massiven gebürsteten Edelstahl - finissages sur acier massif brossé



0461PE238V T
 Stainless Steel



0461PE438V T
 Black Steel



0461PE838V T
 Titanium



0461PEH38V T
 Bronze



0461PEL38V T
 Light Gold

Bronze

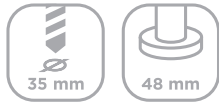


PE508

Three hole tub filler 3/4" valves - deck mounted
Miscelatore bordo vasca a 3 fori - vitoni 3/4"
Wannen-Dreilochbatterie - 3/4" Ventil - für Wannenrandmontage
Mélangeur bain à 3 trous - vannes 3/4" - montage sur gorge



FEATURES



FINISHES

All finishes over matte solid stainless steel - Finiture su base acciaio massiccio satinato - Oberflächenfinish über massiven gebürsteten Edelstahl - finissages sur acier massif brossé



0508MB238C
Stainless Steel

0508MB438C
Black Steel

0508MB838C
Titanium

0508MBH38C
Bronze


0508MBL38C
Light Gold

Light Gold

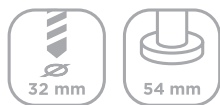


PE509

Single lever mixer with hand shower
Miscelatore monocomando con doccia
Einhebelmischer mit Handbrause
Mitigeur monocommande avec douche à main



FEATURES



FINISHES

All finishes over matte solid stainless steel - Finiture su base acciaio massiccio satinato - Oberflächenfinish über massiven gebürsteten Edelstahl - finissages sur acier massif brossé



0509PE238C
Stainless Steel



0509PE438C
Black Steel



0509PE838C
Titanium



0509PEH38C
Bronze



0509PEL38C
Light Gold

Stainless Steel



PE521

Single lever mixer and spout wall mounted
Miscelatore monocomando a canna da muro
Wand - Einhebelmischer
Mitigeur mural monocommande



G 1/2" universal rough-in valve for 2 holes wall mounted mixer | G1/2" Parte incasso universale per miscelatori 2 fori da muro | G1/2" universal Unterputz Einheit für 2 - Loch Wandmischer | G1/2" Partie encastrée universal pour mitigeur 2 trous à mur

X69.1082 EU

G 1/2" universal rough-in valve for 2 holes wall mounted mixer - left | G1/2" Parte incasso universale per miscelatori 2 fori da muro - sinistro | G1/2" universal Unterputz Einheit für 2 - Loch Wandmischer - links | G1/2" Partie encastrée universal pour mitigeur 2 trous à mur - gauche

X69.1082 EU L

Valves extension 15 mm | Prolunghe aste manopole 15 mm | Verlängerungsset UP - Einheit 15 mm | Rallonges raccordement poignées 15 mm
SV9KPI.357

FEATURES



FINISHES

All finishes over matte solid stainless steel - Finiture su base acciaio massiccio satinato - Oberflächenfinish über massiven gebürsteten Edelstahl - finissages sur acier massif brossé



0521PE238B T
Stainless Steel



0521PE438B T
Black Steel



0521PE838B T
Titanium




0521PEH38B T
Bronze




0521PEL38B T
Light Gold

Black Steel



PE704

Three way built-in diverter with volume control
Deviatore incasso a 3 vie con arresti
3-Weg Unterputz-Umsteller
Inverseur à 3 vois encastré



Rough in valve 3/4" - includes stop | Parte incasso 3/4" | Unterputz Einheit 3/4" | Partie encastrée 3/4"
SV9INC.276 EUB

Valve extensions kit 15 mm | Prolunghe aste manopole 15 mm | Verlängerungs - Set für Griffe 15 mm | Rallonges raccordement poignées 15 mm
SV9KPM.354

Valve extension 34 mm | Prolunghe aste manopole | Verlängerungs - Set für Griffe 34 mm | Rallonges raccordement poignées 34 mm
SV9KPM.228

FEATURES



FINISHES

All finishes over matte solid stainless steel - Finiture su base acciaio massiccio satinato - Oberflächenfinish über massiven gebürsteten Edelstahl - finissages sur acier massif brossé



0704PE2D3V
Stainless Steel



0704PE4D3V
Black Steel



0704PE8D3V
Titanium




0704PEHD3V
Bronze



0704PELD3V
Light Gold

Stainless Steel




PE705

Two way built - in diverter with volume control - trim ring Ø 60 mm
Deviatore incasso 2 vie con arresto - basetta Ø 60 mm
2 - Weg Unterputzumsteller mit Absperrung - Rosette Ø60 mm
Inverseur 2 voies à encastrer avec arrêt - anneau Ø 60 mm

PE705 B5

Two way built - in diverter with volume control - trim ring Ø 50 mm
Deviatore incasso 2 vie con arresto - basetta Ø 50 mm
2 - Weg Unterputzumsteller mit Absperrung - Rosette Ø50 mm
Inverseur 2 voies à encastrer avec arrêt - anneau Ø 50 mm



G 1/2" universal rough-in valve for 2 holes wall mounted mixer - left | G1/2" Parte incasso universale per miscelatori 2 fori da muro - sinistro
G1/2" universal Unterputz Einheit für 2 - Loch Wandmischer - links | G1/2" Partie encastrée universal pour mitigeur 2 trous à mur - gauche
X49.1114

Valve extensions kit 15 mm | Prolunghe aste manopole 15 mm | Verlängerungs - Set für Griffe 15 mm | Rallonges raccordement poignées 15 mm
SV9KPM.358

FEATURES



FINISHES

All finishes over matte solid stainless steel - Finiture su base acciaio massiccio satinato - Oberflächenfinish über massiven gebürsteten Edelstahl - finissages sur acier massif brossé



0705PE2D2V T
Stainless Steel



0705PE4D2V T
Black Steel



0705PE8D2V T
Titanium



0705PEHD2V T
Bronze



0705PEHD2V T
Light Gold

0705PE2D2V TB5
Stainless Steel

0705PE4D2V TB5
Black Steel

0705PE8D2V TB5
Titanium

0705PEHD2V TB5
Bronze

0705PELD2V TB5
Light Gold

Ergon

The Ergon Collection is defined by its sleek lines and unique design while paired with perfectly proportioned refined precision machining knurled handles for ultimate function and industrial design.

La collezione Ergon è definita dalle sue linee eleganti e dal design unico, abbinata a maniglie zigrinate con lavorazione di precisione raffinata e perfettamente proporzionata per la massima funzionalità e design industriale.

Die Ergon-Kollektion zeichnet sich durch ihre schlanken Linien und ihr einzigartiges Design aus, gepaart mit perfekt proportionierten, gerändelten Griffen mit raffinierter Präzisionsbearbeitung für ultimative Funktion und Industriedesign.

La collection Ergon se définit par ses lignes épurées et son design unique, tout en étant associée à des poignées moletées d'usinage de précision parfaitement proportionnées pour une fonction ultime et un design industriel.





Matte Titanium

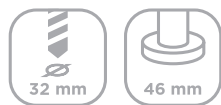


ER237

Single lever mixer
Miscelatore monocomando
Waschtisch - Einhandbatterie
Mitigeur monocommande



FEATURES



FINISHES

All finishes over matte solid stainless steel - Finiture su base acciaio massiccio satinato - Oberflächenfinish über massiven gebürsteten Edelstahl - finissages sur acier massif brossé



0237ER238B
Stainless Steel



0237ER438B
Black Steel



0237ER838B
Titanium



0237ERH38B
Bronze



0237ERL38B
Light Gold





Stainless Steel

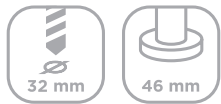


ER238

Single lever mixer
Miscelatore monocomando
Waschtisch - Einhandbatterie
Mitigeur monocommande



FEATURES



FINISHES

All finishes over matte solid stainless steel - Finiture su base acciaio massiccio satinato - Oberflächenfinish über massiven gebürsteten Edelstahl - finissages sur acier massif brossé



O238ER238B
Stainless Steel



O238ER438B
Black Steel



O238ER838B
Titanium



O238ERH38B
Bronze



O238ERL38B
Light Gold

Light Gold

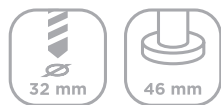


ER266

Single lever mixer
Miscelatore monocomando
Einhebelmischer
Mitigeur monocommande



FEATURES



FINISHES

All finishes over matte solid stainless steel - Finiture su base acciaio massiccio satinato - Oberflächenfinish über massiven gebürsteten Edelstahl - finissages sur acier massif brossé



O266ER238B
Stainless Steel



O266ER438B
Black Steel



O266ER838B
Titanium



O266ERH38B
Bronze



O266ERL38B
Light Gold

Bronze

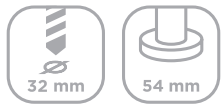


ER262

Two hole single lever mixer
Miscelatore monocomando 2 fori
Zweiloch - Hebelmischer
Mitigeur monocommande à 2 trous



FEATURES



FINISHES

All finishes over matte solid stainless steel - Finiture su base acciaio massiccio satinato - Oberflächenfinish über massiven gebürsteten Edelstahl - finissages sur acier massif brossé



O262ER238B
Stainless Steel

O262ER438B
Black Steel

O262ER838B
Titanium

O262ERH38B
Bronze

O262ERL38B
Light Gold

Stainless Steel



ER276

Single lever mixer wall mounted
Miscelatore monocomando a muro
Wand - Einhebelmischer
Mitigeur mural monocommande



Rough in valve | Parte incasso | Unterputzeinheit | Partie encastrée

X89.1115

FEATURES



FINISHES

All finishes over matte solid stainless steel - Finiture su base acciaio massiccio satinato - Oberflächenfinish über massiven gebürsteten Edelstahl - finissages sur acier massif brossé



0276ER238B TN
Stainless Steel



0276ER438B TN
Black Steel



0276ER838B TN
Titanium



0276ERH38B TN
Bronze



0276ERL38B TN
Light Gold

Black Steel



ER278

Single lever mixer wall mounted
Miscelatore monocomando a muro
Wand - Einhebelmischer
Mitigeur mural monocommande



Rough in valve | Parte incasso | Unterputzeinheit | Partie encastrée

X89.1115

FEATURES



FINISHES

All finishes over matte solid stainless steel - Finiture su base acciaio massiccio satinato - Oberflächenfinish über massiven gebürsteten Edelstahl - finissages sur acier massif brossé



0278ER238B TN
Stainless Steel



0278ER438B TN
Black Steel



0278ER838B TN
Titanium



0278ERH38B TN
Bronze



0278ERL38B TN
Light Gold

Bronze

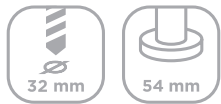


ER283

Three hole mixer - 1/2" valves - rotating spout R90
 Miscelatore 3 fori - vitoni 1/2" - canna alta R90 girevole
 Dreilochmischer - 1/2" Ventil - Schwenkauslauf R90
 Mélangeur à 3 trous - vannes 1/2" - bec R90 orientable



FEATURES



FINISHES

All finishes over matte solid stainless steel - Finiture su base acciaio massiccio satinato - Oberflächenfinish über massiven gebürsteten Edelstahl - finissages sur acier massif brossé



O283ER238B
Stainless Steel

O283ER438B
Black Steel

O283ER838B
Titanium

O283ERH38B
Bronze

O283ERL38B
Light Gold





Titanium



ER287

Three hole wall mounted mixer
Miscelatore 3 fori da incasso a muro
Unterputz Dreilochmischer
Mitigeur 3 trous à mur



Rough in valve 3/4" - left | Parte incasso 3/4" - sinistro | Unterputzeinheit 3/4" - sinistro | Partie encastrée 3/4" - gauche
SV9INC.229 EU SX

Rough in valve 3/4" - right | Parte incasso 3/4" - destro | Unterputzeinheit 3/4" - rechts | Partie encastrée 3/4" - droit
SV9INC.229 EU DX

Handle extension 34 mm | Prolunghe aste manopole | Verlängerungs - Set für Griffe 34 mm | Rallonges raccordement poignées 34 mm
SV9KPM.228

FEATURES



FINISHES

All finishes over matte solid stainless steel - Finiture su base acciaio massiccio satinato - Oberflächenfinish über massiven gebürsteten Edelstahl - finissages sur acier massif brossé



0287ER238B
Stainless Steel

0287ER438B
Black Steel

0287ER838B
Titanium

0287ERH38B
Bronze

0287ERL38B
Light Gold

Stainless Steel

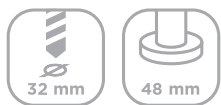


ER289

Single lever mixer
Miscelatore monocomando
Einhebelmischer
Mitigeur monocommande



FEATURES



FINISHES

All finishes over matte solid stainless steel - Finiture su base acciaio massiccio satinato - Oberflächenfinish über massiven gebürsteten Edelstahl - finissages sur acier massif brossé



0289ER238B
Stainless Steel



0289ER438B
Black Steel



0289ER838B
Titanium



0289ERH38B
Bronze




0289ERL38B
Light Gold

Light Gold



ER294

Single lever mixer and spout wall mounted
Miscelatore monocomando a canna da muro
Wand - Einhebelmischer
Mitigeur mural monocommande



G 1/2" universal rough-in valve for 2 holes wall mounted mixer | G1/2" Parte incasso universale per miscelatori 2 fori da muro | G1/2" universal Unterputz Einheit für 2 - Loch Wandmischer | G1/2" Partie encastrée universal pour mitigeur 2 trous à mur

X69.1082 EU

G 1/2" universal rough-in valve for 2 holes wall mounted mixer - left | G1/2" Parte incasso universale per miscelatori 2 fori da muro - sinistro | G1/2" universal Unterputz Einheit für 2 - Loch Wandmischer - links | G1/2" Partie encastrée universal pour mitigeur 2 trous à mur - gauche

X69.1082 EU L

Valves extension 15 mm | Prolunghe aste manopole 15 mm | Verlängerungsset UP - Einheit 15 mm | Rallonges raccordement poignées 15 mm
SV9KPI.357

FEATURES



FINISHES

All finishes over matte solid stainless steel - Finiture su base acciaio massiccio satinato - Oberflächenfinish über massiven gebürsteten Edelstahl - finissages sur acier massif brossé



0294ER238B T
Stainless Steel



0294ER438B T
Black Steel



0294ER838B T
Titanium



0294ERH38B T
Bronze



0294ERL38B T
Light Gold

Black Steel



ER295

Single lever mixer and spout wall mounted
Miscelatore monocomando a canna da muro
Wand - Einhebelmischer
Mitigeur mural monocommande



G 1/2" universal rough-in valve for 2 holes wall mounted mixer | G1/2" Parte incasso universale per miscelatori 2 fori da muro | G1/2" universal Unterputz Einheit für 2 - Loch Wandmischer | G1/2" Partie encastrée universal pour mitigeur 2 trous à mur

X69.1082 EU

G 1/2" universal rough-in valve for 2 holes wall mounted mixer - left | G1/2" Parte incasso universale per miscelatori 2 fori da muro - sinistro | G1/2" universal Unterputz Einheit für 2 - Loch Wandmischer - links | G1/2" Partie encastrée universal pour mitigeur 2 trous à mur - gauche

X69.1082 EU L

Valves extension 15 mm | Prolunghe aste manopole 15 mm | Verlängerungsset UP - Einheit 15 mm | Rallonges raccordement poignées 15 mm
SV9KPI.357

FEATURES



FINISHES

All finishes over matte solid stainless steel - Finiture su base acciaio massiccio satinato - Oberflächenfinish über massiven gebürsteten Edelstahl - finissages sur acier massif brossé



0295ER238B T
Stainless Steel



0295ER438B T
Black Steel



0295ER838B T
Titanium



0295ERH38B T
Bronze



0295ERL38B T
Light Gold

Bronze



ER297

Single lever mixer and spout wall mounted
Miscelatore monocomando a canna da muro
Wand - Einhebelmischer
Mitigeur mural monocommande



G 1/2" universal rough-in valve for 2 holes wall mounted mixer | G1/2" Parte incasso universale per miscelatori 2 fori da muro | G1/2" universal Unterputz Einheit für 2 - Loch Wandmischer | G1/2" Partie encastrée universal pour mitigeur 2 trous à mur

X69.1082 EU

G 1/2" universal rough-in valve for 2 holes wall mounted mixer - left | G1/2" Parte incasso universale per miscelatori 2 fori da muro - sinistro | G1/2" universal Unterputz Einheit für 2 - Loch Wandmischer - links | G1/2" Partie encastrée universal pour mitigeur 2 trous à mur - gauche

X69.1082 EU L

Valves extension 15 mm | Prolunghe aste manopole 15 mm | Verlängerungsset UP - Einheit 15 mm | Rallonges raccordement poignées 15 mm
SV9KPI.357

FEATURES



FINISHES

All finishes over matte solid stainless steel - Finiture su base acciaio massiccio satinato - Oberflächenfinish über massiven gebürsteten Edelstahl - finissages sur acier massif brossé



0297ER238B T
Stainless Steel



0297ER438B T
Black Steel



0297ER838B T
Titanium




0297ERH38B T
Bronze



0297ERL38B T
Light Gold

Titanium



ER439

Built-in Thermostatic Shower Mixer - 2 knobs: temperature + volume
Miscelatore termostatico, 1 rubinetto chiusura
Thermostat-Mischer, 1 Absperrventil
Mitigeur thermostatique, 1 robinet d'arrêt

ER440

Built-in Thermostatic Shower Mixer - 2 knobs: temperature + 2 way volume controls
Miscelatore termostatico, rubinetto 2 vie con arresto
Thermostat-Mischer, Zweiweg-Mischer mit Menge Regulierung
Mitigeur thermostatique, robinet 2 vois avec arrêt

ER449

Built-in thermostatic shower mixer - 2 knobs: temperature + 3 way volume control
Miscelatore termostatico, rubinetto 3 vie con arresto
Thermostat-Mischer und Dreiweg-Umsteller mit Absperrung
Mitigeur thermostatique, robinet 3 vois avec arrêt

Rough in valve 3/4" – includes stops | Parte incasso 3/4" | Unterputzseinheit 3/4" | Partie encastrée 3/4"

ER439 - **SV9INC.219 EUB**

ER440 - **SV9INC.220 EUB**

ER449 - **SV9INC.275 EUB**

Valve extensions kit 34 mm | Prolunghe aste manopole 34 mm | Verlängerungs - Set für Griffe 34 mm | Rallonges raccordement poignées 34 mm
SV9KPM.233

Valve extensions kit 15 mm | Prolunghe aste manopole 15 mm | Verlängerungs - Set für Griffe 15 mm | Rallonges raccordement poignées 15 mm
SV9KPM.355



FINISHES

All finishes over matte solid stainless steel - Finiture su base acciaio massiccio satinato - Oberflächenfinish über massiven gebürsteten Edelstahl - finissages sur acier massif brossé



0439ER238V
Stainless Steel



0439ER438V
Black Steel



0439ER838V
Titanium



0439ERH38V
Bronze



0439ERL38V
Light Gold

0440ER238V
Stainless Steel

0440ER438V
Black Steel

0440ER838V
Titanium

0440ERH38V
Bronze

0440ERL38V
Light Gold

0449ER238V
Stainless Steel


0449ER438V
Black Steel

0449ER838V
Titanium

0449ERH38V
Bronze

0449ERL38V
Light Gold

Light Gold



ER441

Built-in Thermostatic Shower Mixer - 2 knobs: temperature + volume
Miscelatore termostatico, 1 rubinetto chiusura
Thermostat-Mischer, 1 Absperrventil
Mitigeur thermostatique, 1 robinet d'arrêt

ER442

Built-in Thermostatic Shower Mixer - 2 knobs: temperature + 2 way volume controls
Miscelatore termostatico, rubinetto 2 vie con arresto
Thermostat-Mischer, Zweiweg-Mischer mit Menge Regulierung
Mitigeur thermostatique, robinet 2 vois avec arrêt

ER443

Built-in thermostatic shower mixer - 2 knobs: temperature + 3 way volume control
Miscelatore termostatico, rubinetto 3 vie con arresto
Thermostat-Mischer und Dreiweg-Umsteller mit Absperrung
Mitigeur thermostatique, robinet 3 vois avec arrêt

140 mm



290 mm

Rough in valve 3/4" – includes stops | Parte incasso 3/4" | Unterputzeinheit 3/4" | Partie encastrée 3/4"

ER441 - **SV9INC.221 EUB**

ER442 - **SV9INC.222 EUB**

ER443 - **SV9INC.223 EUB**

Valve extensions kit 34 mm | Prolunghe aste manopole 34 mm | Verlängerungs - Set für Griffe 34 mm | Rallonges raccordement poignées 34 mm
SV9KPM.226

Valve extensions kit 15 mm | Prolunghe aste manopole 15 mm | Verlängerungs - Set für Griffe 15 mm | Rallonges raccordement poignées 15 mm
SV9KPM.356

FINISHES

All finishes over matte solid stainless steel - Finiture su base acciaio massiccio satinato - Oberflächenfinish über massiven gebürsteten Edelstahl - finissages sur acier massif brossé



0441ER238V

Stainless Steel



0441ER438V

Black Steel



0441ER838V

Titanium



0441ERH38V

Bronze



0441ERL38V

Light Gold

0442ER238V

Stainless Steel

0442ER438V

Black Steel

0442ER838V

Titanium

0442ERH38V

Bronze

0442ERL38V

Light Gold

0443ER238V

Stainless Steel

0443ER438V

Black Steel

0443ER838V

Titanium

0443ERH38V

Bronze

0443ERL38V

Light Gold

Matte Steel



ER444

Single knob built-in thermostatic shower mixer
Miscelatore termostatico
Thermostat-Mischer
Mitigeur thermostatique



Ø140 mm

Rough in valve 3/4" - left | Parte incasso 3/4" - sinistro | Unterputz Einheit 3/4" | Partie encastrée 3/4"

SV9INC.224 EUB

Valve extensions kit 15 mm | Prolunghe aste manopole 15 mm | Verlängerungs - Set für Griffe 15 mm | Rallonges raccordement poignées 15 mm

SV9KPM.353

Valve extension 34 mm | Prolunghe aste manopole | Verlängerungs - Set für Griffe 34 mm | Rallonges raccordement poignées 34 mm

SV9KPM.227

FINISHES

All finishes over matte solid stainless steel - Finiture su base acciaio massiccio satinato - Oberflächenfinish über massiven gebürsteten Edelstahl - finissages sur acier massif brossé



0444ER238V
Stainless Steel



0444ER438V
Black Steel



0444ER838V
Titanium




0444ERH38V
Bronze



0444ERL38V
Light Gold

Bronze



ER446

Volume control
Rubinetto di chiusura
Absperrventil
Robinet d'arrêt



Ø70 mm

Rough in valve 3/4" - includes stop | Parte incasso 3/4" | Unterputz Einheit 3/4" | Partie encastrée 3/4"
SV9INC.229 EUB

Valve extensions kit 15 mm | Prolunghe aste manopole 15 mm | Verlängerungs - Set für Griffe 15 mm | Rallonges raccordement poignées 15 mm
SV9KPM.354

Valve extension 34 mm | Prolunghe aste manopole | Verlängerungs - Set für Griffe 34 mm | Rallonges raccordement poignées 34 mm
SV9KPM.228

FINISHES

All finishes over matte solid stainless steel - Finiture su base acciaio massiccio satinato - Oberflächenfinish über massiven gebürsteten Edelstahl - finissages sur acier massif brossé



0446ER238V
Stainless Steel



0446ER438V
Black Steel



0446ER838V
Titanium



0446ERH38V
Bronze



0446ERL38V
Light Gold

Titanium



ER455

Built-in Thermostatic Shower Mixer - 2 knobs: temperature + 2 way volume control, water outlet with hook

Miscelatore termostatico, rubinetto 2 vie con arresto - presa d'acqua con gancio

Thermostat-Mischer, Zweiweg-Mischer mit stop, Handbrausehalterung und Schlauchanschluss

Mitigeur thermostatique, robinet 2 vois avec arrêt et crochet pour douchette

ER456

Built-in Thermostatic Shower Mixer - 2 knobs: temperature + 3 way volume control, water outlet with hook

Miscelatore termostatico, rubinetto 3 vie con arresto - presa d'acqua con gancio

Thermostat-Mischer, Dreiweg-Mischer mit stop, Handbrausehalterung und Schlauchanschluss

Mitigeur thermostatique, robinet 2 vois avec arrêt et crochet pour douchette



Rough in valve 3/4" - left | Parte incasso 3/4" - sinistro | Unterputz Einheit 3/4" | Partie encastrée 3/4"

ER455 - **SV9INC.311 EU**

ER456 - **SV9INC.312 EU**

Valve extensions kit 15 mm | Prolunghe aste manopole 15 mm | Verlängerungs - Set für Griffe 15 mm | Rallonges raccordement poignées 15 mm
SV9KPM.372

Valve extension 34 mm | Prolunghe aste manopole | Verlängerungs - Set für Griffe 34 mm | Rallonges raccordement poignées 34 mm
SV9KPM.318

Hand shower and flex not included

FINISHES

All finishes over matte solid stainless steel - Finiture su base acciaio massiccio satinato - Oberflächenfinish über massiven gebürsteten Edelstahl - finissages sur acier massif brossé



0455ER238V

Stainless Steel



0455ER438V

Black Steel



0455ER838V

Titanium



0455ERH38V

Bronze



0455ERL38V

Light Gold

0456ER238V

Stainless Steel

0456ER438V

Black Steel

0456ER838V

Titanium

0456ERH38V

Bronze

0456ERL38V

Light Gold

Stainless Steel



ER458

Freestanding shower floor fitted
Colonna doccia a pavimento
Freistehende Standdusche
Colonne douche au planché



Rough in base | Parte incasso | Unterputz - Einheit | Partie encastrée
X39.1022

FEATURES



FINISHES

All finishes over matte solid stainless steel - Finiture su base acciaio massiccio satinato - Oberflächenfinish über massiven gebürsteten Edelstahl - finissages sur acier massif brossé



0458ER238V
Stainless Steel

Black Steel



ER459

Single lever mixer with hand shower outlet & holder
Gancio doccia con presa d'acqua
Hebelmischer mit Handbrausehalterung und Wasseranschluss
Crochet pour douchette avec prise d'eau



G 1/2" universal rough-in valve for 2 holes wall mounted mixer - left | G1/2" Parte incasso universale per miscelatori 2 fori da muro - sinistro
G1/2" universal Unterputz Einheit für 2 - Loch Wandmischer - links | G1/2" Partie encastrée universal pour mitigeur 2 trous à mur - gauche
X69.1082 EU L

G 1/2" universal rough-in valve for 2 holes wall mounted mixer | G1/2" Parte incasso universale per miscelatori 2 fori da muro | G1/2" universal
Unterputz Einheit für 2 - Loch Wandmischer | G1/2" Partie encastrée universal pour mitigeur 2 trous à mur
X69.1082 EU

Valve extensions kit 15 mm | Prolunghe aste manopole 15 mm | Verlängerungs - Set für Griffe 15 mm | Rallonges raccordement poignées 15 mm
SV9KPI.357

FEATURES



FINISHES

All finishes over matte solid stainless steel - Finiture su base acciaio massiccio satinato - Oberflächenfinish über massiven gebürsteten Edelstahl - finissages sur acier massif brossé



0459ER238V T
Stainless Steel



0459ER438V T
Black Steel



0459ER838V T
Titanium



0459ERH38V T
Bronze



0459ERL38V T
Light Gold

Black Steel



ER460

Built-in shower mixer - trim ring Ø 60 mm
Miscelatore doccia da incasso - basetta Ø 60 mm
Unterputz-Dusche-Rosette Ø60 mm
Mitigeur encastré - anneau Ø 60 mm

ER460 B5

Built-in shower mixer - trim ring Ø 50 mm
Miscelatore doccia da incasso - basetta Ø 50 mm
Unterputz-Dusche-Rosette Ø50 mm
Mitigeur encastré - anneau Ø 50 mm



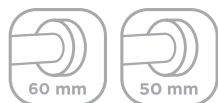
G1/2" universal rough-in valve | G1/2" Parte incasso universale | G1/2" universal Unterputz Einheit | G1/2" Partie encastrée universal"

X49.1081 EU

Valve extensions kit 15 mm | Prolunghe aste manopole 15 mm | Verlängerungs - Set für Griffe 15 mm | Rallonges raccordement poignées 15 mm

SV9KPM.358

FEATURES



FINISHES

All finishes over matte solid stainless steel - Finiture su base acciaio massiccio satinato - Oberflächenfinish über massiven gebürsteten Edelstahl - finissages sur acier massif brossé



0460ER238V T

Stainless Steel



0460ER438V T

Black Steel



0460ER838V T

Titanium



0460ERH38V T

Bronze



0460ERL38V T

Light Gold

0460ER238V TB5

Stainless Steel

0460ER438V TB5

Black Steel

0460ER838V TB5

Titanium

0460ERH38V TB5

Bronze

0460ERL38V TB5

Light Gold

Stainless Steel



ER461

Three hole wall mounted mixer with diverter and hand shower outlet and holde
Miscelatore a parete a tre fori con miscelatore, deviatore, uscita acqua cc
supporto per doccia.

Drei-Loch-Wandmischer mit Umsteller und Handbrause-Auslass und Halte
Mitigeur mural à trois trous: mitigeur - inverseur - sortie eau et suppor
douchette.



G 1/2" universal rough-in valve for 3 holes wall mounted mixer - left | G1/2" Parte incasso universale per miscelatori 3 fori da muro - sinistro
G1/2" universal Unterputz Einheit für 3 - Loch Wandmischer -links | G1/2" Partie encastrée universal pour mitigeur 3 trous à mur - gauche
X89.1113 EU L

G 1/2" universal rough-in valve for 3 holes wall mounted mixer | G1/2" Parte incasso universale per miscelatori 3 fori da muro | G1/2" universal
Unterputz Einheit für 3 - Loch Wandmischer | G1/2" Partie encastrée universal pour mitigeur 3 trous à mur
X89.1113 EU

Valve extensions kit 15 mm | Prolunghe aste manopole 15 mm | Verlängerungs - Set für Griffe 15 mm | Rallonges raccordement poignées 15 m
SV9KPI.407

FEATURES



Hand shower and flex not included

FINISHES

All finishes over matte solid stainless steel - Finiture su base acciaio massiccio satinato - Oberflächenfinish über massiven gebürsteten Edelstahl - finissages sur acier massif brossé



0461ER238V T
Stainless Steel



0461ER438V T
Black Steel



0461ER838V T
Titanium



0461ERH38V T
Bronze



0461ERL38V T
Light Gold

Bronze

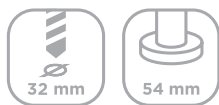


ER509

Single lever mixer with hand shower
Miselatore monocomando con doccia
Einhebelmischer mit Handbrause
Mitigeur monocommande avec douche à main



FEATURES



FINISHES

All finishes over matte solid stainless steel - Finiture su base acciaio massiccio satinato - Oberflächenfinish über massiven gebürsteten Edelstahl - finissages sur acier massif brossé



0509ER238C
Stainless Steel



0509ER438C
Black Steel



0509ER838C
Titanium



0509ERH38C
Bronze



0509ERL38C
Light Gold

Titanium

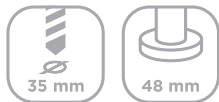


ER512

Three hole tub filler 3/4" valves - deck mounted
Miscelatore bordo vasca a 3 fori - vitoni 3/4"
Wannen-Dreilochbatterie - 3/4" Ventil - für Wannenrandmontage
Mélangeur bain à 3 trous - vannes 3/4" - montage sur gorge



FEATURES



FINISHES

All finishes over matte solid stainless steel - Finiture su base acciaio massiccio satinato - Oberflächenfinish über massiven gebürsteten Edelstahl - finissages sur acier massif brossé



0512ER238C
Stainless Steel

0512ER438C
Black Steel

0512ER838C
Titanium

0512ERH38C
Bronze

0512ERL38C
Light Gold

Light Gold



ER516

Bathtub column with hand shower R spout - high volume cartri
Colonna vasca canna R con doccetta - cartuccia alta portata
Wanneneinlauf mit Standrohr R Auslauf und Handbrause -
Durchfluss Kartusche
Colonne bain bec R avec douche à main - cartouche haut débit



Rough in base | Parte incasso | Unterputzeinheit | Partie encastrée

X39.1022

Resin floor kit | Kit per pavimenti in resina | Kit für Kunstharzboden | Kit pour plancher en résine

SV9KPR.254

FEATURES



FINISHES

All finishes over matte solid stainless steel - Finiture su base acciaio massiccio satinato - Oberflächenfinish über massiven gebürsteten Edelstahl - finissages sur acier massif brossé



0516ER238C
Stainless Steel



0516ER438C
Black Steel



0516ER838C
Titanium



0516ERH38C
Bronze



0516ERL38C
Light Gold

Stainless Steel



ER519

Bathtub column with hand shower SQ spout - high volume cartridge
Colonna vasca canna SQ con doccetta - cartuccia alta portata
Wanneneinlauf mit Standrohr SQ Auslauf und Handbrause - Hoher Durchfluss Kartusche
Colonne bain bec SQ avec douche à main - cartouche haut débit



Rough in base | Parte incasso | Unterputzeinheit | Partie encastrée

X39.1022

Resin floor kit | Kit per pavimenti in resina | Kit für Kunstharzboden | Kit pour plancher en résine

SV9KPR.254

FEATURES



FINISHES

All finishes over matte solid stainless steel - Finiture su base acciaio massiccio satinato - Oberflächenfinish über massiven gebürsteten Edelstahl - finissages sur acier massif brossé



0519ER238C
Stainless Steel



0519ER438C
Black Steel



0519ER838C
Titanium



0519ERH38C
Bronze



0519ERL38C
Light Gold

Black Steel



ER521

Single lever mixer and spout wall mounted
Miscelatore monocomando a canna da muro
Wand - Hebelmischer
Mitigeur mural monocommande



G 1/2" universal rough-in valve for 2 holes wall mounted mixer - left | G1/2" Parte incasso universale per miscelatori 2 fori da muro - sinistro
G1/2" universal Unterputz Einheit für 2 - Loch Wandmischer - links | G1/2" Partie encastrée universal pour mitigeur 2 trous à mur - gauche
X69.1082 EU L

G 1/2" universal rough-in valve for 2 holes wall mounted mixer | G1/2" Parte incasso universale per miscelatori 2 fori da muro | G1/2" universal
Unterputz Einheit für 2 - Loch Wandmischer | G1/2" Partie encastrée universal pour mitigeur 2 trous à mur
X69.1082 EU

Valve extensions kit 15 mm | Prolunghe aste manopole 15 mm | Verlängerungs - Set für Griffe 15 mm | Rallonges raccordement poignées 15 mm
SV9KPI.357

FEATURES



FINISHES

All finishes over matte solid stainless steel - Finiture su base acciaio massiccio satinato - Oberflächenfinish über massiven gebürsteten Edelstahl - finissages sur acier massif brossé



0521ER238B T
Stainless Steel



0521ER438B T
Black Steel



0521ER838B T
Titanium




0521ERH38B T
Bronze



0521ERL38B T
Light Gold

Bronze



ER704

Three way built-in diverter with volume control
Deviatore incasso a 3 vie con arresti
3-Weg Unterputz-Umsteller
Inverseur à 3 vois encastré



Rough in valve 3/4" - includes stop | Parte incasso 3/4" | Unterputz Einheit 3/4" | Partie encastrée 3/4"
SV9INC.276 EUB

Valve extensions kit 15 mm | Prolunghe aste manopole 15 mm | Verlängerungs - Set für Griffe 15 mm | Rallonges raccordement poignées 15 mm
SV9KPM.354

Valve extension 34 mm | Prolunghe aste manopole 34 mm | Verlängerungs - Set für Griffe 34 mm | Rallonges raccordement poignées 34 mm
SV9KPM.228

FEATURES



FINISHES

All finishes over matte solid stainless steel - Finiture su base acciaio massiccio satinato - Oberflächenfinish über massiven gebürsteten Edelstahl - finissages sur acier massif brossé



0704ER2D3V
Stainless Steel



0704ER4D3V
Black Steel



0704ER8D3V
Titanium



0704ERHD3V
Bronze



0704ERLD3V
Light Gold

Black Steel



ER705

Two way built - in diverter with volume control - trim ring Ø 60 mm
Deviatore incasso 2 vie con arresto - basetta Ø 60 mm
2 - Weg Unterputzumsteller mit Absperrung - Rosette Ø60 mm
Inverseur 2 voies à encastrer avec arrêt - anneau Ø 60 mm

ER705 B5

Two way built - in diverter with volume control - trim ring Ø 50 mm
Deviatore incasso 2 vie con arresto - basetta Ø 50 mm
2 - Weg Unterputzumsteller mit Absperrung - Rosette Ø50 mm
Inverseur 2 voies à encastrer avec arrêt - anneau Ø 50 mm



G 1/2" universal rough-in valve for 2 holes wall mounted mixer - left | G1/2" Parte incasso universale per miscelatori 2 fori da muro - sinistro
G1/2" universal Unterputz Einheit für 2 - Loch Wandmischer - links | G1/2" Partie encastrée universal pour mitigeur 2 trous à mur - gauche
X49.1114

Valve extensions kit 15 mm | Prolunghe aste manopole 15 mm | Verlängerungs - Set für Griffe 15 mm | Rallonges raccordement poignées 15 mm
SV9KPM.358

FEATURES



FINISHES

All finishes over matte solid stainless steel - Finiture su base acciaio massiccio satinato - Oberflächenfinish über massiven gebürsteten Edelstahl - finissages sur acier massif brossé



0705ER2D2V T
Stainless Steel



0705ER4D2V T
Black Steel



0705ER8D2V T
Titanium



0705ERHD2V T
Bronze



0705ERHD2V T
Light Gold

0705ER2D2V TB5
Stainless Steel

0705ER4D2V TB5
Black Steel

0705ER8D2V TB5
Titanium

0705ERHD2V TB5
Bronze

0705ERHD2V TB5
Light Gold

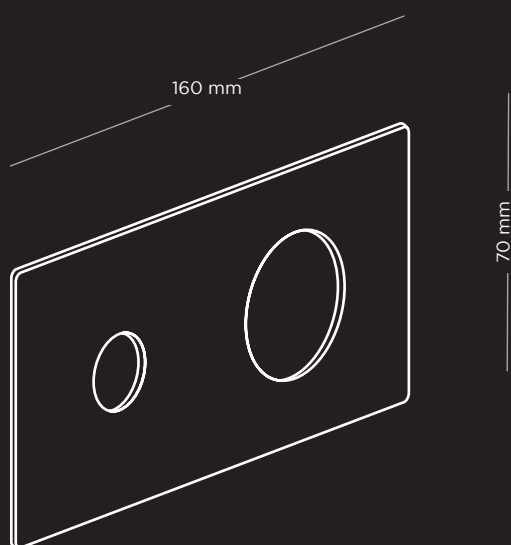
PLATE

The wall models MB/ER/PE 294 & 295 can be enhanced by adding an optional wall plate

I modelli MB/ER/PE 294 & 295 a muro, può essere arricchita con l'aggiunta di una piastra muro optional


Die Wandmodelle MB/ER/PE 294 & 295 können mit einer optionalen Wandplatte erweitert werden

Les modèles muraux MB/ER/PE 294 & 295, peuvent être enrichis par l'ajout d'une plaque murale en option



Rectangular plate for 2 holes mixer 160 x 70 | Piastra rettangolare per miscelatore 2 fori 160 x 70
Rechteckige Platte für 2-Loch-Mischer 160 x 70 | Plaque rectangulaire pour mélangeur a 2 trous 160 x 70

SX2PEC.352 Matte Steel
SX4PEC.352 Black Steel
SX8PEC.352 Matte Titanium
SXHPEC.352 Bronze
SXLPEC.352 Light Gold



FINISHES

The PVD finishes Black Steel, Bronze, Titanium and Light Gold give a sophisticated touch to MGS's architectural and sleek designs. The finishes are available on matte stainless steel as the hand polished finish remains visible after the PVD process.

Used for high tech, military and aerospace industries as well as for jewelry, the PVD process allows color to penetrate the stainless steel surface by molecular bonding, resulting in a smooth durable finish.

Le finiture Black Steel, Bronze, Titanium and Light Gold rendono ancora più unici ed esclusivi i prodotti MGS.

Ottenute con processo PVD, sono disponibili su acciaio satinato. Il trattamento PVD modifica il colore della superficie grazie alla fusione di particelle a livello molecolare.

L'acciaio non viene ricoperto da uno stato aggiuntivo di vernice: questo fa sì che viene mantenuta la finitura originale satinata o lucida.

Il PVD è utilizzato nell'industria bellica e aerospaziale, ma anche per la produzione di gioielli.

Die PVD-Oberflächen Black Steel, Bronze, Titanium and Light Gold verleihen den architektonischen und eleganten Designs von MGS eine raffinierte Note.

Die Oberflächen sind auf mattem Edelstahl erhältlich, da die handpolierte Oberfläche nach dem PVD-Prozess sichtbar bleibt.

Das PVD-Verfahren wird in der High-Tech-, Militär- und Luft- und Raumfahrtindustrie sowie für Schmuck eingesetzt und ermöglicht das Eindringen der Farbe in die Edelstahloberfläche durch molekulare Bindung, was zu einer glatten, dauerhaften Oberfläche führt.

Les finitions PVD Black Steel, Rose Gold, Titanium et Yellow Gold donnent une touche sophistiquée aux designs architecturaux et élégants de MGS.

Les finitions sont disponibles sur acier inoxydable mat car la finition polie à la main reste visible après le processus PVD.

Utilisé dans les industries de haute technologie, militaire et aérospatiale ainsi que pour la bijouterie, le procédé PVD permet à la couleur de pénétrer dans la surface de l'acier inoxydable par liaison moléculaire, ce qui donne une finition lisse et durable.





Black Steel

Die Ausführungen in Black Steel, Bronze, Titanium, und Light Gold machen die MGS Produkte einzigartig und exklusiv. Mit dem PVD Prozess hergestellt sind sie mit gebürsteten Finish erhältlich. PVD hat viele Vorteile gegenüber der Lackierung da die Farbe durch einen molekularen Prozess in das Metall eindringt und der von Hand polierte Finish hervorgehoben wird. PVD wird in der Rüstungsindustrie, der Schmuckindustrie sowie in der Luft- und Raumfahrt verwendet.

Titanium



Bronze



Light Gold

Les finitions en Black Steel, Bronze, Titanium, et Light Gold réalisées avec le processus PVD sont tout ce qu'il y a de plus unique et exclusif. Le processus PVD provoque une liaison chimique qui pénètre les molécules de l'acier inoxydable sans en altérer la finition.

Le PVD est utilisé sur des produits de très grande technologie ainsi que pour l'industrie aérospatiale et les bijoux.





THE GREEN CHOICE

Stainless steel is an eco-friendly material, in fact it is 100% recyclable and approximately 60% of it comes from recycled material. This percentage is expected to increase in the future. In case that, in spite of its high recyclability, a stainless steel object should end into a disposal site, unlike many other metals it will have no damaging effects on soil and water. Unlike typically used brass, stainless steel does not contain any lead, a poisonous metal that is gradually being abandoned for its detrimental impact.

Stainless steel objects have a very long life cycle. Most likely many years from now, when you will be getting tired of the style of your bathroom, your MGS fixtures will still be as beautiful as when you purchased them.

The MGS production process is extremely clean and eco-friendly. A typical fixture is going to be plated to a polished chrome or matte finish, this process produces toxic wastes that must be properly treated. The beautiful and long lasting finish of our stainless steel fixtures is obtained through hand polishing, a completely non polluting process.

L'acciaio inossidabile è ecologico, al 100% riciclabile e circa il 60% della produzione mondiale deriva da materiale riciclato: percentuale destinata a crescere. Diversamente da altre leghe, se dell'acciaio fosse abbandonato in natura non ne deriverebbe nessun danno all'ambiente, al terreno o alle falde acquifere: l'acciaio inossidabile non si deteriora e non inquina.

Il processo di produzione di MGS è pulito e ecologico: un comune rubinetto viene cromato col rischio di provocare rifiuti tossici dannosi mentre i nostri rubinetti in acciaio inossidabile sono unicamente lucidati a mano.

Gli oggetti in acciaio inossidabile sono di durata praticamente illimitata e quando vi sarete stancati del vostro bagno e vorrete rinnovarlo, la vostra rubinetteria in acciaio inossidabile sarà ancora come nuova, inalterata.

Rostfreier Edelstahl ist ein umweltfreundliches Material, es ist zu 100% recyclebar und es besteht tatsächlich zu 60% aus recycletem Material. Man geht davon aus, dass sich dieser Prozentsatz in der Zukunft noch erhöht. Sollte wirklich mal ein Produkt aus Edelstahl in der Mülltonne landen - trotz seiner hohen Wiederverwertungsmöglichkeiten, stellt dies im Gegensatz zu vielen anderen Metallen, keine Gefahr für die Umwelt (Erdboden) und das Trinkwasser dar. Im Gegensatz zu anderen Metallen enthält Edelstahl kein Blei, ist somit nicht giftig und hat keine schädlichen Auswirkungen. Gegenstände aus Edelstahl besitzen eine lange Lebensdauer. Sollten Sie in ferner Zukunft eine Modernisierung Ihres Badezimmers vornehmen, wird Ihre Edelstahllarmatur noch genau so schön wie am ersten Tag sein. Die Produktion der MGS Edelstahl Armaturen ist sauber und umweltfreundlich. Matt oder glänzend polierte Chromarmaturen erhalten ihr Finish durch eine Legierung, bei der giftige Rückstände entstehen, die sorgfältig entsorgt werden müssen. Unsere MGS Armaturen gelangen zu ihrer strahlenden und langlebigen Vollendung durch reine Handarbeit und sind damit komplett umweltfreundlich.

L'acier inoxydable est écologique, 100% recyclable et environ 60% de la production mondiale est obtenue par le recyclage qui est destiné à augmenter ultérieurement. Abandonné dans la nature, l'acier inoxydable ne détériore pas et ne cause absolument pas de dégâts au terrain et à l'eau.

Le processus de fabrication chez MGS est tout à fait écologique d'autant plus que les pièces ne sont pas chromées comme pour les robinets en laiton où des résidus de chrome dans le terrain peuvent créer de sérieux problèmes. Les robinets MGS sont uniquement polis à l'aide de brosses. L'acier inoxydable ne détériore pas avec le temps.





CB Shower


The sleek lines, smooth surface, and perfectly proportioned levers handles make this design a timeless beauty for your home spa or poolside retreat.

Le linee eleganti, la superficie liscia e le maniglie delle leve perfettamente proporzionate rendono questo design una bellezza senza tempo per la tua spa domestica o per il ritiro a bordo piscina.

Die schlanken Linien, die glatte Oberfläche und die perfekt proportionierten Hebelgriffe machen dieses Design zu einer zeitlosen Schönheit für Ihr Spa zu Hause oder Ihren Rückzugsort am Pool.

Les lignes épurées, la surface lisse et les poignées à levier parfaitement proportionnées font de ce design une beauté intemporelle pour votre spa à domicile ou votre retraite au bord de la piscine.

Stainless Steel



CB401

Thermostatic shower mixer
Colonna doccia termostatica
Thermostat-Dusche mit Standrohr
Colonne douche thermostatique



Rough in valve | Corpo incasso | Unterputzkörper | Corps encastrée
X29.936

FINISHES

All finishes over matte solid stainless steel - Finiture su base acciaio massiccio satinato - Oberflächenfinish über massiven gebürsteten Edelstahl - finissages sur acier massif brossé



040145238V
Stainless Steel

CB402

Thermostatic shower and bath mixer
Colonna doccia e bagno termostatica
Thermostat-Dusche mit Standrohr
Colonne douche thermostatique



Rough in valve | Corpo incasso | Unterputzkörper | Corps encastrée
X29.936

FINISHES

All finishes over matte solid stainless steel - Finiture su base acciaio massiccio satinato - Oberflächenfinish über massiven gebürsteten Edelstahl - finissages sur acier massif brossé



040245238V
Stainless Steel

CB404

Thermostatic shower mixer with hand shower
Colonna doccia termostatica con doccia
Thermostat-Brausebatterie mit Standrohr
Colonne douche thermostatique avec douchette



Rough in valve | Corpo incasso | Unterputzkörper | Corps encastrée
X29.936

FINISHES

All finishes over matte solid stainless steel - Finiture su base acciaio massiccio satinato - Oberflächenfinish über massiven gebürsteten Edelstahl - finissages sur acier massif brossé



040445238V
Stainless Steel

CB431

Built-in thermostatic shower mixer
Miscelatore doccia termostatica da incasso
Unterputz-Thermostat-Dusche
Mitigeur thermostatique encastré



Rough in valve | Corpo incasso | Unterputzkörper | Corps encastrée
X39.953

FINISHES

All finishes over matte solid stainless steel - Finiture su base acciaio massiccio satinato - Oberflächenfinish über massiven gebürsteten Edelstahl - finissages sur acier massif brossé



043145238V
Stainless Steel

CB432

Built-in thermostatic shower mixer with hand shower
Miscelatore doccia termostatica da incasso con doccetta
Unterputz-Thermostat-Dusche mit Handbrause
Mitigeur thermostatique encastré et douche à main



Rough in valve | Corpo incasso | Unterputzkörper | Corps encastrée
X49.937

FINISHES

All finishes over matte solid stainless steel - Finiture su base acciaio massiccio satinato - Oberflächenfinish über massiven gebürsteten Edelstahl - finissages sur acier massif brossé



043245238V

Stainless Steel

CB406

Shower column floor fitted with hand shower
Colonna doccia a pavimento con doccia
Brausebatterie mit Standrohr
Colonne douche au planché et douchette



FEATURES



FINISHES

All finishes over matte solid stainless steel - Finiture su base acciaio massiccio satinato - Oberflächenfinish über massiven gebürsteten Edelstahl - finissages sur acier massif brossé



040645238V
Stainless Steel

CB436

Thermostatic shower mixer without shower head
Colonna doccia termostatica senza soffione
Thermostat-Dusche mit Standrohr ohne Kopfbrause
Colonne douche thermostatique sans tête de douche



Rough in valve | Corpo incasso | Unterputzkörper | Corps encastrée
X29.936

FINISHES

All finishes over matte solid stainless steel - Finiture su base acciaio massiccio satinato - Oberflächenfinish über massiven gebürsteten Edelstahl - finissages sur acier massif brossé



043645238V
Stainless Steel

CB437

Thermostatic shower and bath mixer without shower head
Colonna doccia e vasca termostatica senza soffione
Thermostat-Brause- und Wannenbatterie mit Standrohr ohne Kopfbrause
Colonne douche thermostatique sans tête de douche



Rough in valve | Corpo incasso | Unterputzkörper | Corps encastrée

X29.936

FINISHES

All finishes over matte solid stainless steel - Finiture su base acciaio massiccio satinato - Oberflächenfinish über massiven gebürsteten Edelstahl - finissages sur acier massif brossé



043745238V

Stainless Steel

CB438

Thermostatic shower mixer with hand shower - without shower head
Colonna doccia termostatica con doccetta - senza soffione
Thermostat-Brausebatterie mit Standrohr - ohne Kopfbrause
Colonne douche thermostatique avec douchette - sans tête de douche



Rough in valve | Corpo incasso | Unterputzkörper | Corps encastrée
X29.936

FINISHES

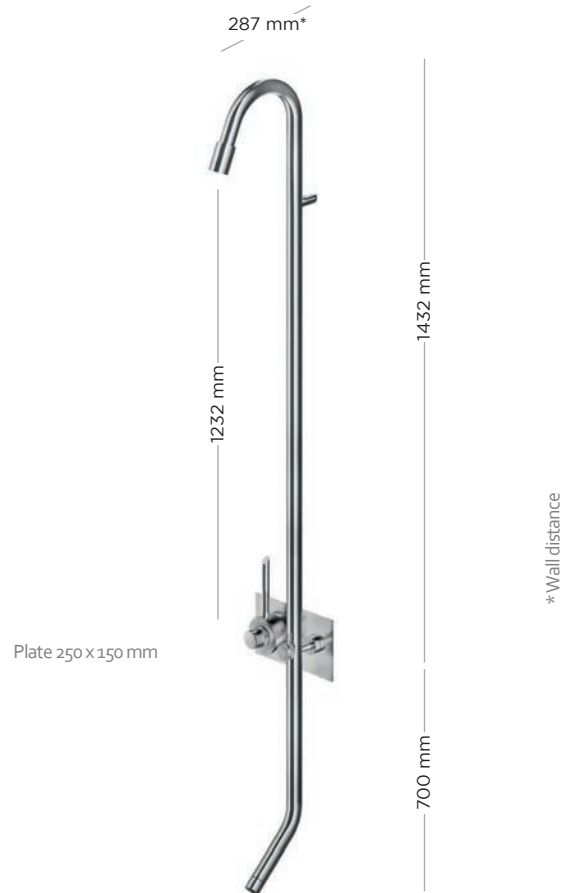
All finishes over matte solid stainless steel - Finiture su base acciaio massiccio satinato - Oberflächenfinish über massiven gebürsteten Edelstahl - finissages sur acier massif brossé



043845238V
Stainless Steel

CB447

Thermostatic shower column with foot wash
Colonna doccia termostatica con lava piedi
Thermostat-Dusche mit Standrohr und Fussdusche
Colonne douche thermostatique avec lave-pieds



Rough in valve | Corpo incasso | Unterputzkörper | Corps encastrée
X29.936

FINISHES

All finishes over matte solid stainless steel - Finiture su base acciaio massiccio satinato - Oberflächenfinish über massiven gebürsteten Edelstahl - finissages sur acier massif brossé



044745238V
Stainless Steel

CB448

Thermostatic shower column with foot wash – without shower head
Colonna doccia termostatica con lava piedi – senza soffione
Thermostat-Dusche mit Standrohr und Fussdusche – ohne Kopfbrause
Colonne douche thermostatique avec lave-pieds – sans tête de douche



Rough in valve | Corpo incasso | Unterputzkörper | Corps encastrée
X29.936

FINISHES

All finishes over matte solid stainless steel - Finiture su base acciaio massiccio satinato - Oberflächenfinish über massiven gebürsteten Edelstahl - finissages sur acier massif brossé



044845238V
Stainless Steel



OUTDOOR

Being produced in marine grade solid stainless steel AISI 316 L, the entire MGS range is ideal for outdoor installation. Stainless steel is extremely resistant to oxidation, but in the event of superficial oxidation, the use of specific stainless steel cleaners can restore the finish to its original flawless state. Chrome plating on the contrary once impaired cannot be restored.

MGS - Timeless beauty indoor and outdoor.

L'intera gamma MGS è in acciaio inossidabile massiccio AISI 316 L, resistente all'ossidazione e pertanto adatta all'installazione all'aperto. Qualora dovessero palesarsi tracce di ossidazione, appositi liquidi per la pulizia dell'acciaio gli restituiscono l'originale brillantezza. Diversamente dall'acciaio inossidabile, le cromature intaccate sono irrecuperabili.

Rubinetteria MGS, bellezza inalterata nel tempo.

Da die gesamte Produktpalette in Edelstahl AISI 316 L produziert wird, sind die Produkte hervorragend für die Benutzung im Außenbereich geeignet. Edelstahl ist extrem widerstandsfähig gegen Korrosion, jedoch kann es manchmal zu oberflächlicher Korrosion kommen, die sich jedoch mit einem speziellen Pflegemittel entfernen lässt. So erstrahlen die Armaturen wieder in ihrem ursprünglichen Glanz. Verchromte Armaturen hingegen, die einmal oxidiert sind, lassen sich nicht mehr in ihren ursprünglichen Zustand versetzen. MGS - zeitlose Schönheit für den Innen- und Außenbereich

Toute la gamme MGS est en acier inoxydable massif AISI 316 L, elle résiste à l'oxydation et est particulièrement indiquée pour l'installation en plein air. Si jamais des traces superficielles d'oxydation se vérifient, il est suffisant de nettoyer la surface à l'aide d'un liquide pour l'acier et le robinet MGS retourne tout à fait neuf.

Accessories






Light Gold



AC870/AC987/AC989

Ceiling shower head without swivel
 Braccio soffione soffitto senza snodo
 Deckenbrausearm ohne Kugelgelenk
 Bras de douche plafond pas orientable



FEATURES



FINISHES

All finishes over matte solid stainless steel - Finiture su base acciaio massiccio satinato - Oberflächenfinish über massiven gebürsteten Edelstahl - finissages sur acier massif brossé



0870AC2BSM
 Stainless Steel



0870AC4BSM
 Black Steel



0870AC8BSM
 Titanium



0870ACHBSM
 Bronze



0870ACLBSM
 Light Gold

0987AC2BSC
 Stainless Steel

0987AC4BSC
 Black Steel

0987AC8BSC
 Titanium

0987ACHBSC
 Bronze

0987ACLBSC
 Light Gold

0989AC2BSL
 Stainless Steel

0989AC4BSL
 Black Steel

0989AC8BSL
 Titanium

0989ACHBSL
 Bronze

0989ACLBSL
 Light Gold

AC973

Wall mounted shower head arm with swivel
Braccio soffione da muro con snodo
Wandmontierter Brausehalterung mit Kugelgelenk
Bras à mur pour pomme de douche



Support for AC973 for mounting on plasterboard walls | Supporto per AC973 per montaggio su pareti in cartongesso | Support für AC973 zur Montage auf Gipskartonwänden | Support pour AC973 pour le montage sur des murs en plaques de plâtre

X22.1104 Stainless Steel

X24.1104 Black Steel

X28.1104 Titanium

X2H.1104 Bronze

X2L.1104 Light Gold

FEATURES



FINISHES

All finishes over matte solid stainless steel - Finiture su base acciaio massiccio satinato - Oberflächenfinish über massiven gebürsteten Edelstahl - finissages sur acier massif brossé



0973AC2BSM
Stainless Steel



0973AC4BSM
Black Steel



0973AC8BSM
Titanium



0973ACHBSM
Bronze



0973ACLBSM
Light Gold

AC988

Wall mounted shower head arm without swivel
Braccio soffione da muro senza snodo
Wandmontierter Brausehalterung ohne Kugelgelenk
Bras à mur pour pomme de douche pas orientable



Support for AC988 for mounting on plasterboard walls | Supporto per AC988 per montaggio su pareti in cartongesso | Support für AC988 zur Montage auf Gipskartonwänden | Support pour AC988 pour le montage sur des murs en plaques de plâtre

X22.1097 Stainless Steel

X24.1097 Black Steel

X28.1097 Titanium

X2H.1097 Bronze

X2L.1097 Light Gold

FEATURES



FINISHES

All finishes over matte solid stainless steel - Finiture su base acciaio massiccio satinato - Oberflächenfinish über massiven gebürsteten Edelstahl - finissages sur acier massif brossé



0988AC2BSM
Stainless Steel

0988AC4BSM
Black Steel

0988AC8BSM
Titanium

0988ACHBSM
Bronze

0988ACLBSM
Light Gold

AC912

Wall-mounted toilet brush holder
Porta scopino da muro
WC Bürstengarnitur für Wandmontage
Brosse WC suspendue



FINISHES

All finishes over matte solid stainless steel - Finiture su base acciaio massiccio satinato - Oberflächenfinish über massiven gebürsteten Edelstahl - finissages sur acier massif brossé



0912452SQM
Stainless Steel

AC913

Toilet brush holder
Porta scopino
WC Bürstengarnitur
Brosse WC



FINISHES

All finishes over matte solid stainless steel - Finiture su base acciaio massiccio satinato - Oberflächenfinish über massiven gebürsteten Edelstahl - finissages sur acier massif brossé




0913452SQA
Stainless Steel

Stainless Steel



AC915

Toilet brush holder
Porta scopino
WC Bürstengarnitur
Brosse WC



Ø80 mm

FINISHES

All finishes over matte solid stainless steel - Finiture su base acciaio massiccio satinato - Oberflächenfinish über massiven gebürsteten Edelstahl - finissages sur acier massif brossé



0915AC2PSA
Stainless Steel



0915AC4PSA
Black Steel



0915AC8PSA
Titanium




0915ACHPSA
Bronze



0915ACLPSA
Light Gold


Black Steel



MGS

AC918

Stainless steel control plate for Geberit flush system SIGMA
Edelstahl-Steuerplatte für Geberit Spülsystem SIGMA
Placca di comando in acciaio inox per sistemi di risciacquo Geberit SIGMA
Plaque de commande en acier inoxydable pour système de chasse Geberit SIGMA



Compatible with Geberit Sigma 8 cm and 12 cm flush systems | Compatibile con cassette WC Geberit Sigma 8 cm e 12 cm | Compatible avec les réservoirs WC Geberit Sigma 8 cm et 12 cm | Kompatibel mit Geberit Sigma 8 cm und 12 cm Spülsystemen

FINISHES

All finishes over matte solid stainless steel - Finiture su base acciaio massiccio satinato - Oberflächenfinish über massiven gebürsteten Edelstahl - finissages sur acier massif brossé



0918AC2PWC
Stainless Steel



0918AC4PWC
Black Steel



0918AC8PWC
Titanium



0918ACPWC
Bronze



0918ACLPWC
Light Gold



AC916

Wall-mounted toilet brush holder
Porta scopino da muro
WC Bürstengarnitur für Wandmontage
Brosse WC suspendue



Ø60 mm

FINISHES

All finishes over matte solid stainless steel - Finiture su base acciaio massiccio satinato - Oberflächenfinish über massiven gebürsteten Edelstahl - finissages sur acier massif brossé



0916AC2PSM
Stainless Steel



0916AC4PSM
Black Steel



0916AC8PSM
Titanium



0916ACHPSM
Bronze



0916ACLPSM
Light Gold

AC920

Hand shower and flex
Doccetta con flex
Handbrause mit Schlauch
Douchette avec tuyau flexible

AC922

Long hand shower and flex
Doccetta lunga con flex
Lange handbrause mit Schlauch
Douchette longue avec tuyau flexible



225 mm



286 mm

AC920

AC922

Flex lenght: 1800 mm

FINISHES

All finishes over matte solid stainless steel - Finiture su base acciaio massiccio satinato - Oberflächenfinish über massiven gebürsteten Edelstahl - finissages sur acier massif brossé



0920AC2HS1
Stainless Steel



0920AC4HS1
Black Steel



0920AC8HS1
Titanium



0920ACHHS1
Bronze



0920ACLHS1
Light Gold

0922AC2HS2
Stainless Steel

0922AC4HS2
Black Steel

0922AC8HS2
Titanium

0922ACHHS2
Bronze

0922ACLHS2
Light Gold

AC924

Round hand shower and flex
Doccetta testa tonda con flex
Rundkopf- Handbrause mit Schlauch
Douchette tête ronde avec tuyau flexible



Flex length: 1800 mm

FINISHES

All finishes over matte solid stainless steel - Finiture su base acciaio massiccio satinato - Oberflächenfinish über massiven gebürsteten Edelstahl - finissages sur acier massif brossé



0924AC2HS3

Stainless Steel

AC932

Square Towel Holder
Porta asciugamano
Handtuchhalter
Porte serviette



FEATURES



FINISHES


All finishes over matte solid stainless steel - Finiture su base acciaio massiccio satinato - Oberflächenfinish über massiven gebürsteten Edelstahl - finissages sur acier massif brossé



0932452PAQ
Stainless Steel

AC936

Rectangular Towel Holder
Porta asciugamano
Handtuchhalter
Porte serviette



FEATURES



FINISHES

All finishes over matte solid stainless steel - Finiture su base acciaio massiccio satinato - Oberflächenfinish über massiven gebürsteten Edelstahl - finissages sur acier massif brossé



0936452PAR
Stainless Steel

AC937

Hand towel holder
Porta asciugano
Handtuchhalter
Porte serviette



FINISHES

All finishes over matte solid stainless steel - Finiture su base acciaio massiccio satinato - Oberflächenfinish über massiven gebürsteten Edelstahl - finissages sur acier massif brossé



0937AC2PAS
Stainless Steel



0937AC4PAS
Black Steel



0937AC8PAS
Titanium




0937ACHPAS
Bronze



0937ACLPAS
Light Gold

AC938

Bath towel bar
Porta telo bagno
Badetuchhalter
Porte serviette bain



FINISHES

All finishes over matte solid stainless steel - Finiture su base acciaio massiccio satinato - Oberflächenfinish über massiven gebürsteten Edelstahl - finissages sur acier massif brossé



0938AC2PTB
Stainless Steel



0938AC4PTB
Black Steel



0938AC8PTB
Titanium



0938ACHPTB
Bronze



0938ACLPTB
Light Gold

AC934

Hand towel holder
Porta asciugano
Handtuchhalter
Porte serviette



FINISHES

All finishes over matte solid stainless steel - Finiture su base acciaio massiccio satinato - Oberflächenfinish über massiven gebürsteten Edelstahl - finissages sur acier massif brossé



0934MB2PAS
Stainless Steel

0934MB4PAS
Black Steel


0934MB8PAS
Titanium

0934MBHPAS
Bronze

0934MBLPAS
Light Gold

AC935

Bath towel bar
Porta telo bagno
Badetuchhalter
Porte serviette bain



FINISHES

All finishes over matte solid stainless steel - Finiture su base acciaio massiccio satinato - Oberflächenfinish über massiven gebürsteten Edelstahl - finissages sur acier massif brossé



0935MB2PTB
Stainless Steel



0935MB4PTB
Black Steel



0935MB8PTB
Titanium




0935MBHPTB
Bronze



0935MBLPTB
Light Gold

Titanium



AC942

Hand towel holder
Porta asciugamano
Handtuchhalter
Porte serviette



FINISHES

All finishes over matte solid stainless steel - Finiture su base acciaio massiccio satinato - Oberflächenfinish über massiven gebürsteten Edelstahl - finissages sur acier massif brossé



0942MB2PRC
Stainless Steel



0942MB4PRC
Black Steel



0942MB8PRC
Titanium




0942MBHPRC
Bronze



0942MBLPRC
Light Gold

AC941

Toilet paper holder
Porta rotolo
Toilettenpapierhalter
Porte papier toilette



FINISHES

All finishes over matte solid stainless steel - Finiture su base acciaio massiccio satinato - Oberflächenfinish über massiven gebürsteten Edelstahl - finissages sur acier massif brossé



0941MB2PRO
Stainless Steel



0941MB4PRO
Black Steel



0941MB8PRO
Titanium



0941MBHPRO
Bronze




0941MBLPRO
Light Gold



AC943

Toilet paper holder
Porta rotolo
Toilettenpapierhalter
Porte papier toilette



FINISHES

All finishes over matte solid stainless steel - Finiture su base acciaio massiccio satinato - Oberflächenfinish über massiven gebürsteten Edelstahl - finissages sur acier massif brossé



0943AC2PRO
Stainless Steel



0943AC4PRO
Black Steel



0943AC8PRO
Titanium



0943ACHPRO
Bronze



0943ACLPRO
Light Gold

AC950

Robe hook
Gancio appendi abiti
Wandhaken
Crochet



FEATURES



FINISHES

All finishes over matte solid stainless steel - Finiture su base acciaio massiccio satinato - Oberflächenfinish über massiven gebürsteten Edelstahl - finissages sur acier massif brossé



0950452AAG
Stainless Steel

AC951

Robe hook
Gancio appendi abiti
Wandhaken
Crochet



FEATURES



FINISHES

All finishes over matte solid stainless steel - Finiture su base acciaio massiccio satinato - Oberflächenfinish über massiven gebürsteten Edelstahl - finissages sur acier massif brossé



0951MB2APP
Stainless Steel



0951MB4APP
Black Steel



0951MB8APP
Titanium



0951MBHAPP
Bronze



0951MBLAPP
Light Gold



AC952

Wall mounted water outlet with hook
Gancio doccia con presa d'acqua
Handbrause-Halter mit Wasseranschluss
Crochet pour douchette avec prise d'eau



FEATURES



FINISHES

All finishes over matte solid stainless steel - Finiture su base acciaio massiccio satinato - Oberflächenfinish über massiven gebürsteten Edelstahl - finissages sur acier massif brossé



0952AC2GPA
Stainless Steel



0952AC4GPA
Black Steel



0952AC8GPA
Titanium




0952ACHGPA
Bronze



0952ACLGPA
Light Gold

AC952I

Wall mounted water outlet with hook
Gancio doccia con presa d'acqua
Handbrause-Halter mit Wasseranschluss
Crochet pour douchette avec prise d'eau



Valve extensions kit 15 mm | Prolunghe aste manopole 15 mm | Verlängerungs-Set für Griffe 15 mm | Rallonges raccordement poignées 15 mm
SV9KPG.359

Rough in valve G 1/2" | Parte incasso G 1/2" | Unterputz Einheit G 1/2" | Partie encastrée G 1/2"
X49.1087 EU

FEATURES



FINISHES

All finishes over matte solid stainless steel - Finiture su base acciaio massiccio satinato - Oberflächenfinish über massiven gebürsteten Edelstahl - finissages sur acier massif brossé



0952AC2GPA I
Stainless Steel



0952AC4GPA I
Black Steel



0952AC8GPA I
Titanium



0952ACHGPA I
Bronze



0952ACLGPA I
Light Gold

Stainless Steel



AC953

Sliding rail for hand shower
Asta sali scendi per doccia
Gleitschiene mit verstellbarer Halterung für Handbrause
Glissière avec support orientable pour douche à main



FEATURES



FINISHES

All finishes over matte solid stainless steel - Finiture su base acciaio massiccio satinato - Oberflächenfinish über massiven gebürsteten Edelstahl - finissages sur acier massif brossé



0953AC2SAS
Stainless Steel



0953AC4SAS
Black Steel



0953AC8SAS
Titanium



0953ACHSAS
Bronze



0953ACLSAS
Light Gold

AC954

Fixed hand shower holder
Porta doccetta fissa
Handbrause-Halter
Support fixe pour douche à main



FEATURES



FINISHES

All finishes over matte solid stainless steel - Finiture su base acciaio massiccio satinato - Oberflächenfinish über massiven gebürsteten Edelstahl - finissages sur acier massif brossé



0954AC2PDF
Stainless Steel

AC955

Support for deck mounted hand shower
Supporto doccetta da piano
Wannenrand - Halterung für Handbrause
Support pour douche à main sur plan



FEATURES



FINISHES

All finishes over matte solid stainless steel - Finiture su base acciaio massiccio satinato - Oberflächenfinish über massiven gebürsteten Edelstahl - finissages sur acier massif brossé



0955AC2SDP
Stainless Steel



0955AC4SDP
Black Steel



0955AC8SDP
Titanium




0955ACHSDP
Bronze



0955ACLSDP
Light Gold

AC956

Wall mounted hand shower holder
Porta doccia fissa da muro
Fixer Brausenhalter Wandmontage
Support fixe à mur pour douche à main



FEATURES



FINISHES

All finishes over matte solid stainless steel - Finiture su base acciaio massiccio satinato - Oberflächenfinish über massiven gebürsteten Edelstahl - finissages sur acier massif brossé



0956AC2PDF
Stainless Steel



0956AC4PDF
Black Steel



0956AC8PDF
Titanium



0956ACHPDF
Bronze



0956ACLPDF
Light Gold

AC957

Robe hook
Gancio appendi abiti
Kleiderhaken
Crochet



FEATURES



FINISHES

All finishes over matte solid stainless steel - Finiture su base acciaio massiccio satinato - Oberflächenfinish über massiven gebürsteten Edelstahl - finissages sur acier massif brossé



0957AC2APP
Stainless Steel



0957AC4APP
Black Steel



0957AC8APP
Titanium



0957ACHAPP
Bronze



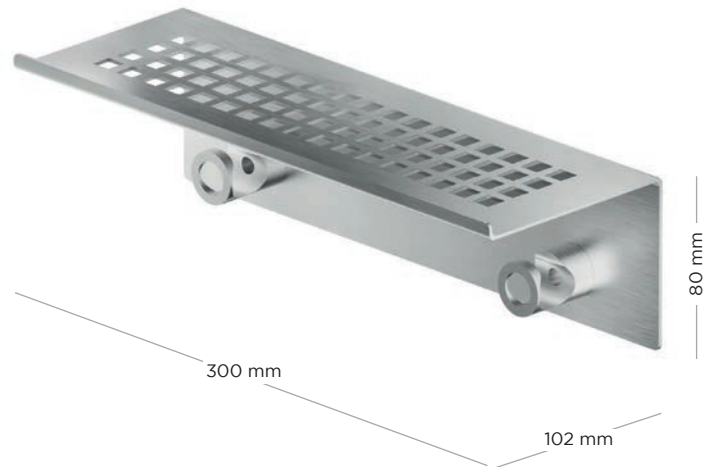
0957ACLAPP
Light Gold

Black Steel



AC964

Wall mounted shower shelf with 2 hooks
Mensola doccia con 2 ganci appendini
Wandablage mit 2 Kleider - Haken
Etagère pour douche avec 2 crochets



FINISHES

All finishes over matte solid stainless steel - Finiture su base acciaio massiccio satinato - Oberflächenfinish über massiven gebürsteten Edelstahl - finissages sur acier massif brossé



0964AC2MDO
Stainless Steel



0964AC4MDO
Black Steel



0964AC8MDO
Titanium



0964ACHMDO
Bronze



0964ACLMDO
Light Gold



AC974

Wall mounted water outlet
Presad'acqua
Wasseranschluss
Coude de raccordement pour flexible



FEATURES



FINISHES

All finishes over matte solid stainless steel - Finiture su base acciaio massiccio satinato - Oberflächenfinish über massiven gebürsteten Edelstahl - finissages sur acier massif brossé



0974AC2PAM
Stainless Steel



0974AC4PAM
Black Steel



0974AC8PAM
Titanium



0974ACHPAM
Bronze



0974ACLPAM
Light Gold

AC975

Hand held dual spray

Gancio con presa d'acqua e doccetta due getti WC/Bidet

Handbrause-Halter mit Wasseranschluss und Zweistrahl-Handbrause für WC/Bidet

Crochet avec prise d'eau et douchette à 2 jets pour WC/Bidet



FEATURES



FINISHES

All finishes over matte solid stainless steel - Finiture su base acciaio massiccio satinato - Oberflächenfinish über massiven gebürsteten Edelstahl - finissages sur acier massif brossé



0975AC2BCS
Stainless Steel



0975AC4BCS
Black Steel



0975AC8BCS
Titanium



0975ACHBCS
Bronze



0975ACLBCS
Light Gold

AC977

Wall mounted bathtub spout diameter 25 with flow straightner
Canna vasca dia 25 da muro con rompigetto
Wandmontierter Badewannen Auslauf, Durchmesser 25 mm
Bec à mur pour bain diamètre 25



FEATURES



FINISHES

All finishes over matte solid stainless steel - Finiture su base acciaio massiccio satinato - Oberflächenfinish über massiven gebürsteten Edelstahl - finissages sur acier massif brossé



0977AC2C25
Stainless Steel



0977AC4C25
Black Steel



0977AC8C25
Titanium



0977ACHC25
Bronze



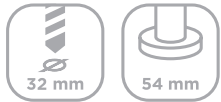
0977ACLC25
Light Gold

AC978

Deck mounted bathtub spout dia 25 R70 with flow straightner
Canna vasca dia 25 R70 da piano con rompigetto
Wannenmontierter Auslauf, Durchmesser 25 mm , Radius 70
Bec pour bain R70 sur plan diamètre 25



FEATURES



FINISHES

All finishes over matte solid stainless steel - Finiture su base acciaio massiccio satinato - Oberflächenfinish über massiven gebürsteten Edelstahl - finissages sur acier massif brossé



0978AC2C25
Stainless Steel



0978AC4C25
Black Steel



0978AC8C25
Titanium



0978ACHC25
Bronze



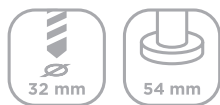
0978ACLC25
Light Gold

AC979

Deck mounted bathtub spout dia 25 R90 with flow straightner
Canna vasca dia 25 R90 da piano con rompigetto
Wannenmontierter Auslauf, Durchmesser 25 mm , Radius 90
Bec pour bain R90 sur plan diamètre 25



FEATURES



FINISHES

All finishes over matte solid stainless steel - Finiture su base acciaio massiccio satinato - Oberflächenfinish über massiven gebürsteten Edelstahl - finissages sur acier massif brossé



0979AC2C25
Stainless Steel



0979AC4C25
Black Steel



0979AC8C25
Titanium



0979ACHC25
Bronze



0979ACLC25
Light Gold

AC980

Basin column R spout
Colonna lavabo canna R
Standauslauf R für Waschbecken
Colonne lavabo bec R



FEATURES



FINISHES

All finishes over matte solid stainless steel - Finiture su base acciaio massiccio satinato - Oberflächenfinish über massiven gebürsteten Edelstahl - finissages sur acier massif brossé



0980AC2CLR
Stainless Steel



0980AC4CLR
Black Steel



0980AC8CLR
Titanium



0980ACHCLR
Bronze



0980ACLCLR
Light Gold

AC982

Basin column SQ spout
Colonna lavabo canna SQ
Standauslauf SQ für Waschbecken
Colonne lavabo bec SQ



FEATURES



FINISHES

All finishes over matte solid stainless steel - Finiture su base acciaio massiccio satinato - Oberflächenfinish über massiven gebürsteten Edelstahl - finissages sur acier massif brossé



0982AC2CSQ
Stainless Steel



0982AC4CSQ
Black Steel



0982AC8CSQ
Titanium



0982ACHCSQ
Bronze



0982ACLCSQ
Light Gold

Matte Black



AC991

Siphon 1" 1/4
Sifone di scarico G1"1/4
Siphon G1"1/4
Siphon G1"1/4



FINISHES

All finishes over matte solid stainless steel - Finiture su base acciaio massiccio satinato - Oberflächenfinish über massiven gebürsteten Edelstahl - finissages sur acier massif brossé



0991AC2SIF
Stainless Steel



0991AC4SIF
Black Steel



0991AC8SIF
Titanium



0991ACHSIF
Bronze



0991ACLSIF
Light Gold



AC990

Universal pop-up waste
Scarico universale
Universale Ablaufgarnitur
Garniture de vidage universel

Ø64 mm



FEATURES



FINISHES

All finishes over matte solid stainless steel - Finiture su base acciaio massiccio satinato - Oberflächenfinish über massiven gebürsteten Edelstahl - finissages sur acier massif brossé



0990AC2PSL
Stainless Steel



0990AC4PSL
Black Steel



0990AC8PSL
Titanium



0990ACHPSL
Bronze



0990ACLPSL
Light Gold

Showering Collection





Matte Black



SO600

Swivel shower head Ø45
Soffione orientabile Ø45
Rainshower-Kopfbrause verstellbar Ø45
Douche à pluie orientable Ø45



FEATURES



FINISHES

All finishes over matte solid stainless steel - Finiture su base acciaio massiccio satinato - Oberflächenfinish über massiven gebürsteten Edelstahl - finissages sur acier massif brossé



0600SO2DIP
Stainless Steel



0600SO4DIP
Black Steel



0600SO8DIP
Titanium



0600SOHDIP
Bronze



0600SOLDIP
Light Gold





Matte Steel



SO631

Multi function shower head with three functions: Airstream; Rain; Mass.
Soffione multifunzione con tre funzioni: Airstream; Pioggia; Massaggio
Multifunktions-Duschkopf mit drei Funktionen: Airstream; Soft Rain; Massage
Pommeau de douche multifonction à trois fonctions : Airstream ; Pluie à douce ; Massage



Adjustable | Regolabile | Schwenkbar | Ajustable

FEATURES



FINISHES

All finishes over matte solid stainless steel - Finiture su base acciaio massiccio satinato - Oberflächenfinish über massiven gebürsteten Edelstahl - finissages sur acier massif brossé



0631SO2PAM
Stainless Steel



0631SO4PAM
Black Steel



0631SO8PAM
Titanium




0631SOHPAM
Bronze



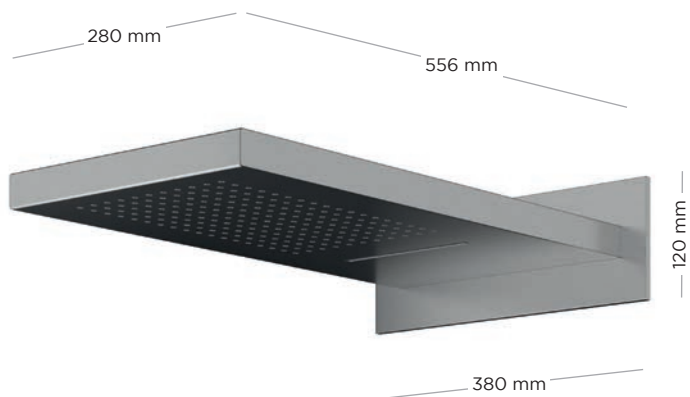
0631SOLPAM
Light Gold

Matte Steel



SO604

Wall mounted shower head with rain or waterfall effect
Soffione da parete effetto pioggia o cascata
Wand - Kopfbrause mit Regen- oder Wasserfalleffekt
Douche à double effet pluie et cascade



FEATURES



FINISHES

All finishes over matte solid stainless steel - Finiture su base acciaio massiccio satinato - Oberflächenfinish über massiven gebürsteten Edelstahl - finissages sur acier massif brossé



0604SO2R2V

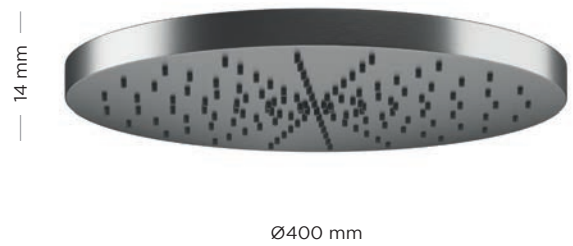
Stainless Steel

Black Steel



SO618

Rain Shower head
Soffione pioggia
Regen-Kopfbrause
Douche à pluie



FEATURES



FINISHES

All finishes over matte solid stainless steel - Finiture su base acciaio massiccio satinato - Oberflächenfinish über massiven gebürsteten Edelstahl - finissages sur acier massif brossé



0618SO2T4P
Stainless Steel


0618SO4T4P
Black Steel

0618SO8T4P
Titanium

0618SOHT4P
Bronze

0618SOLT4P
Light Gold

Light Gold



SO629

Rain Shower head
Soffione pioggia
Regen-Kopfbrause
Douche à pluie



Ø200 mm

FEATURES



FINISHES

All finishes over matte solid stainless steel - Finiture su base acciaio massiccio satinato - Oberflächenfinish über massiven gebürsteten Edelstahl - finissages sur acier massif brossé



0629SO2T4P
Stainless Steel



0629SO4T4P
Black Steel



0629SO8T4P
Titanium




0629SOHT4P
Bronze



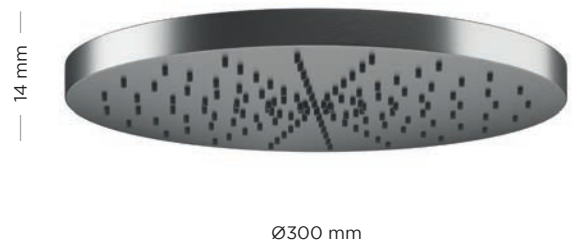
0629SOLQIP
Light Gold

Bronze



SO630

Rain Shower head
Soffione pioggia
Regen-Kopfbrause
Douche à pluie



FEATURES



FINISHES

All finishes over matte solid stainless steel - Finiture su base acciaio massiccio satinato - Oberflächenfinish über massiven gebürsteten Edelstahl - finissages sur acier massif brossé



0630SO2T3P
Stainless Steel



0630SO4T3P
Black Steel



0630SO8T3P
Titanium



0630SOHT3P
Bronze



0630SOLT3P
Light Gold

Matte Steel




SO608

Rain Shower Head 400x400

Soffione pioggia 400x400

Regen-Kopfbrause 400x400

Douche à pluie 400x400



FEATURES



FINISHES

All finishes over matte solid stainless steel - Finiture su base acciaio massiccio satinato - Oberflächenfinish über massiven gebürsteten Edelstahl - finissages sur acier massif brossé



0608SO2Q4P


Stainless Steel

Stainless Steel



SO609

Rain Shower head 200x200
Soffione pioggia 200x200
Regendusche - Kopfbrause 200x200
Douche à pluie 200x200



FEATURES



FINISHES

All finishes over matte solid stainless steel - Finiture su base acciaio massiccio satinato - Oberflächenfinish über massiven gebürsteten Edelstahl - finissages sur acier massif brossé



0609SO2Q2P

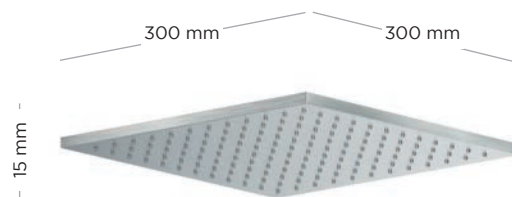
Stainless Steel

Stainless Steel



SO620

Rain Shower head 300x300
Soffione pioggia 300x300
Regendusche - Kopfbrause 300x300
Douche à pluie 300x300



FEATURES



FINISHES

All finishes over matte solid stainless steel - Finiture su base acciaio massiccio satinato - Oberflächenfinish über massiven gebürsteten Edelstahl - finissages sur acier massif brossé



0620SO2Q3P
Stainless Steel


0620SO4Q3P
Black Steel

0620SO8Q3P
Titanium

0620SOHQ3P
Bronze

0620SOLQ3P
Light Gold

Bronze



SO613

Ceiling mounted shower head: Rain - waterfall - spray - chromotherapy

Soffione incasso 500x500 getto pioggia o cascata, cromoterapia, vaporizzatore

Deckeneinbau-Brause: Regen - Spray - Schwall - Farbtherapie

Pommeau de douche à plafond: Pluie - cascade - spray - chromothérapie



FEATURES



FINISHES

All finishes over matte solid stainless steel - Finiture su base acciaio massiccio satinato - Oberflächenfinish über massiven gebürsteten Edelstahl - finissages sur acier massif brossé



0613SO2I3V
Stainless Steel


0613SO4I3V
Black Steel

0613SO8I3V
Titanium

0613SOHI3V
Bronze

0613SOLI3V
Light Gold

Stainless Steel



SO626

Built-in shower head 500x500: rain,
waterfall, vaporizer
Soffione incasso, getto pioggia o cascata,
vaporizzatore
Deckeneinbau-Kopf-Brause: Regen - Spray - Schwall
Pommeau de douche à plafond: Pluie - cascade - spray



FEATURES



FINISHES

All finishes over matte solid stainless steel - Finiture su base acciaio massiccio satinato - Oberflächenfinish über massiven gebürsteten Edelstahl - finissages sur acier massif brossé



0626SO213V
Stainless Steel

0626SO413V
Black Steel

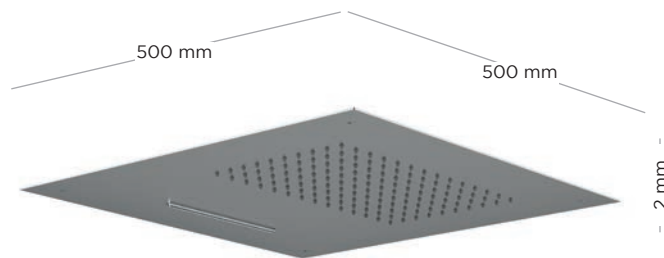
0626SO813V
Titanium

0626SOH13V
Bronze

0626SOL13V
Light Gold

SO614

Ceiling mounted shower head: Rain - waterfall
Soffione incasso 500x500 getto pioggia o cascata
Deckeneinbau-Brause: Regen - Schwall
Pommeau de douche à plafond: Pluie - cascade



FEATURES



FINISHES

All finishes over matte solid stainless steel - Finiture su base acciaio massiccio satinato - Oberflächenfinish über massiven gebürsteten Edelstahl - finissages sur acier massif brossé



0614SO2I2V
Stainless Steel



0614SO4I2V
Black Steel



0614SO8I2V
Titanium




0614SOHI2V
Bronze



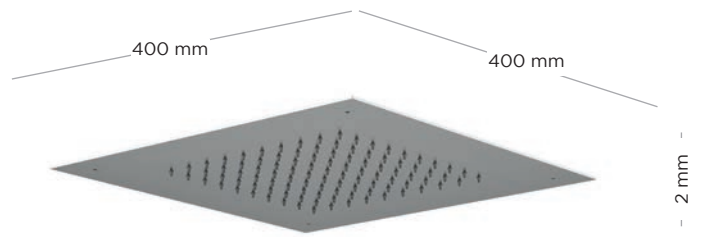
0614SOLI2V
Light Gold

Black Steel



SO615

Ceiling mounted shower head
Soffione incasso
Deckeneinbau -Brause
Pommeau de douche à plafond



FEATURES



FINISHES

All finishes over matte solid stainless steel - Finiture su base acciaio massiccio satinato - Oberflächenfinish über massiven gebürsteten Edelstahl - finissages sur acier massif brossé



0615SO2QIP
Stainless Steel



0615SO4QIP
Black Steel



0615SO8QIP
Titanium

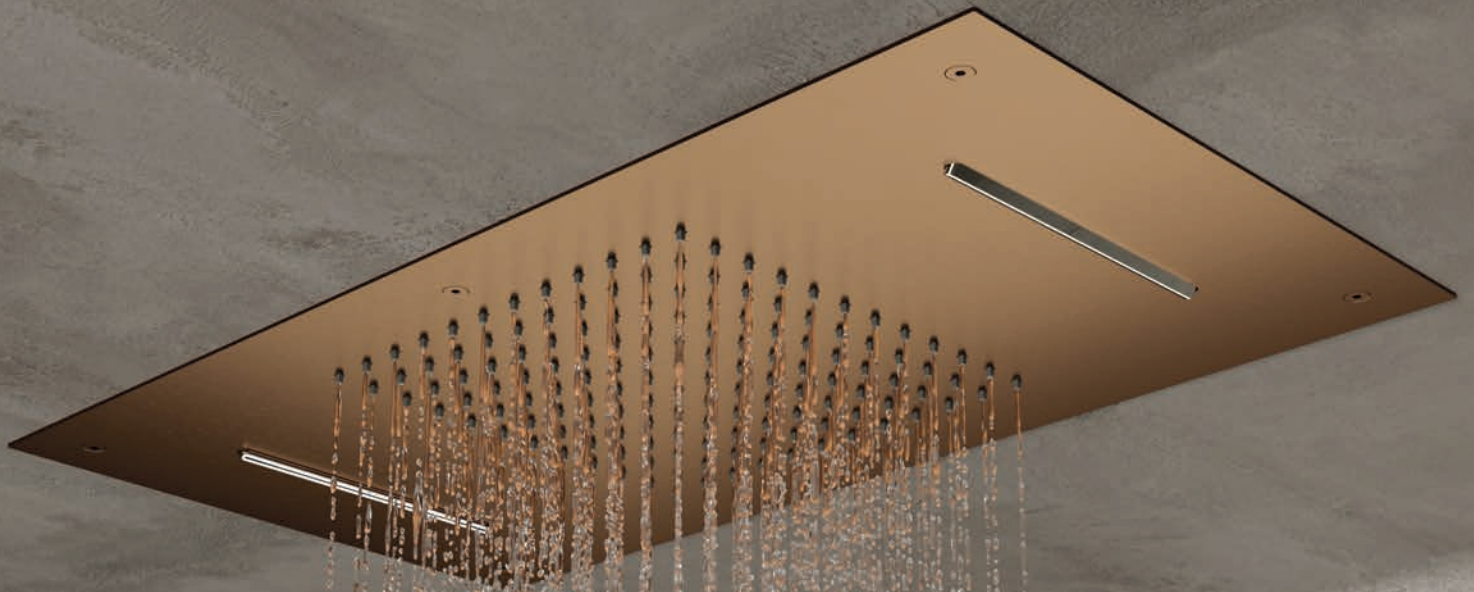


0615SOHQIP
Bronze




0615SOLQIP
Light Gold

Bronze



SO625

Built-in shower head 380x700 rain effect - double waterfall
Soffione incasso 380x700 getto pioggia – doppia cascata
Deckeneinbau-Brause 380x700 Regen und doppelt Schwall
Pommeau de douche à plafond: Pluie – double cascade



FEATURES



FINISHES

All finishes over matte solid stainless steel - Finiture su base acciaio massiccio satinato - Oberflächenfinish über massiven gebürsteten Edelstahl - finissages sur acier massif brossé



0625SO2SPC
Stainless Steel



0625SO4SPC
Black Steel



0625SO8SPC
Titanium




0625SOHSPC
Bronze



0625SOLSPC
Light Gold

Stainless Steel



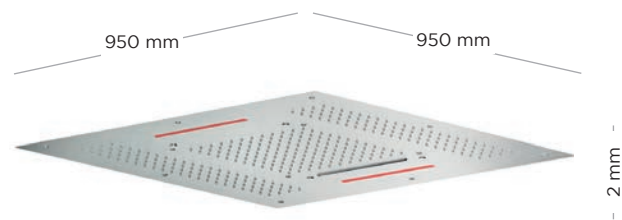
SO623

Ceiling mounted shower head : rain , waterfall,
spray, chromotherapy

Soffione incasso: getto pioggia o cascata, cromoterapia,
vaporizzatore

Deckeneinbau-Kopf-Brause: Regen - Spray - Schwall - Farbtherapie

Pommeau de douche à plafond: pluie - cascade - spray - chromothérapie



FEATURES



FINISHES


All finishes over matte solid stainless steel - Finiture su base acciaio massiccio satinato - Oberflächenfinish über massiven gebürsteten Edelstahl - finissages sur acier massif brossé



0623SO213V


Stainless Steel

Light Gold



SO624

Concealed, wall mounted - waterfall
Cascata d'acqua a incasso muro
Wandschwall - Brause
Cascade d'eau à mur



FEATURES



FINISHES

All finishes over matte solid stainless steel - Finiture su base acciaio massiccio satinato - Oberflächenfinish über massiven gebürsteten Edelstahl - finissages sur acier massif brossé



0624SO2CMI
Stainless Steel



0624SO4CMI
Black Steel



0624SO8CMI
Titanium




0624SOHCMI
Bronze



0624SOLCMI
Light Gold

SO627

Ceiling mounted shower head
Soffione incasso
Deckeneinbau -Brause
Pommeau de douche à plafond



FEATURES



FINISHES

All finishes over matte solid stainless steel - Finiture su base acciaio massiccio satinato - Oberflächenfinish über massiven gebürsteten Edelstahl - finissages sur acier massif brossé



0627SO2QIP
Stainless Steel

0627SO4QIP
Black Steel

0627SO8QIP
Titanium

0627SOHQIP
Bronze

0627SOLQIP
Light Gold

POLISHED STAINLESS STEEL

All products of the kitchen collection are also available in polished stainless steel. This elegant finish is obtained by refined hand polishing over the matte finish. Polished Stainless Steel, is the ideal choice in Marine environment.

To calculate pricing please apply 15% surcharge over the matte finish.

FINITURA LUCIDA

Tutti i modelli della collezione cucina sono altresì disponibili in acciaio lucido.

Questa elegante finitura è ottenuta tramite un'ulteriore lucidatura a mano successiva alla satinatura. Acciaio inossidabile lucidato, è la scelta ideale nell'ambiente marino.

Per calcolare i prezzi si prega di applicare il 15% di sovrapprezzo sulla finitura satinata.

HOCHGLANZ EDELSTAHL

Alle Produkte der Küchen - Kollektion sind auch in poliertem Edelstahl erhältlich. Dieses elegante Finish wird durch zusätzliches, raffiniertes Handpolieren über dem matten Finish erreicht. Polierter Edelstahl, ist die ideale Wahl in der Meeresumwelt.

Für die Preiskalkulation berechnen Sie bitte einen Aufschlag von 15% auf die matte Oberfläche.

SURFACE BRILLANT

Tous les modèles de la collection cuisine sont également disponibles en acier poli. Cette finition élégante est obtenue par un polissage à la main supplémentaire suivant la finition satinée. L'acier inoxydable brillant, est le choix idéal dans l'environnement marin.

Pour calculer les prix nous vous prions de ajouter le 15% de surcharge sur le finissage mat.






As a boutique manufacturer, MGS is driven by: perfectionism, commitment to the highest quality, pride in and passion for the product. Unlike our many competitors, we have never invested in mass production or sought ways to do things faster and cheaper. Combining Swiss engineering standards with Italian design, our goal is to do things better and to be innovative.

Every single part of our faucets is made of solid stainless steel that we shape with computerized machines. The goal of our very strict quality standards is to combine the parts with infinitesimal precision, which will provide for a perfect assembly and a long lasting smooth and flawless use. Prior to the final assembly the parts are hand polished to a matte or shiny finish by our master stainless steel polishers. This particular procedure requires skills and know-how that are typical of the region where MGS is located. The seamless finish of the separate parts guarantees that the final product will have an impeccable finish throughout the surface. The faucet is finally ready for assembly and packaging.

Numerous quality controls take place during the process: after machine tooling, polishing, assembly, and final packaging. Every step of the manufacturing process is carefully monitored to ensure that the strictest quality standards are respected.

Our small dynamic team is extremely swift and flexible, which allows us to follow up on special custom-made product requests very quickly.



LA PRODUZIONE

MGS è una boutique della rubinetteria che concepisce e produce rubinetti esclusivi di qualità superiore: non ci dedichiamo né siamo interessati ai grandi numeri che andrebbero a discapito del concetto di produzione limitata ma di altissima qualità.

Combinando lo standard ingegneristico svizzero e il design italiano, il nostro obiettivo è di creare prodotti migliori e innovativi. Le varie parti dei nostri rubinetti sono in acciaio inossidabile che modelliamo con torni elettronici ad alta precisione, ottenendo assemblaggi perfetti per un uso morbido e duraturo del prodotto. Prima dell'assemblaggio finale, le varie parti che compongono il rubinetto sono lucidate a mano da esperti lucidatori che grazie alla loro esperienza e precisione garantiscono al prodotto finito un aspetto omogeneo. Rigorosi controlli di qualità sono effettuati durante tutto il ciclo di lavorazione per accertare che ogni parametro funzionale ed estetico venga rispettato.

PRODUKTION

Als Manufaktur sind die Leitlinien bei MGS Perfektionismus, dem absoluten Willen zu höchster Qualität, das stete Streben nach Präzision und Stolz auf das Produkt. MGS hat nie an Massenproduktion gedacht und versucht, Produkte schneller und billiger herzustellen. Mit der Kombination aus Schweizer Ingenieurskunst und italienischem Design streben wir nach steten Verbesserungen unserer Produkte sowie innovativer Lösungen.

Jedes Einzelteil unserer Armaturen ist aus solidem Edelstahl. Die Bearbeitung erfolgt auf speziellen, computergestützten Maschinen. Das Ziel ist, unsere hohen Qualitätsstandards mit maximaler Präzision zu kombinieren. Dies sehen wir als Voraussetzung für eine lange und einwandfreie Funktion über den Lebenszyklus der Armaturen.

Vor dem endgültigen Zusammenbau werden die einzelnen Teile von Spezialisten mit Hand gebürstet und poliert, bis die gewünschte Oberflächenqualität erreicht ist. Dieser Prozess erfordert sehr viel Erfahrung und Know How, wie es allerdings für unsere Region typisch ist.

Der nahtlose Übergang der verschiedenen Teile garantiert, dass die Armatur eine makellose Oberfläche erhält. Nach der Oberflächenveredelung sind die Teile fertig vorbereitet für die Endmontage, Qualitätskontrolle und Verpackung.

Qualitätskontrollen finden ständig schon im frühen Stadium der Produktion und nach allen Verarbeitungsschritten statt.

Unser kleines Team ist extrem flexibel und hoch spezialisiert, so dass wir schnell und zuverlässig auch auf besondere Kundenwünsche reagieren können um den Kunden auch Ihre individuelle MGS Armatur herstellen zu können.

PRODUCTION

MGS est une boutique qui privilège les petites séries à la grande production ayant pour objectif la précision dans l'assemblage et la qualité absolue. Toutes les pièces qui forment un robinet MGS sont travaillées sur des tours électroniques qui délivrent des composants ayant une précision infinitésimale pour un assemblage sans aucun jeu. Chaque pièces est polie à la main pour un fini brillant ou mat avant même d'être assemblée. Un robinet MGS se transmet dans la famille pour toujours.



MGS

Il fabbricante si riserva il diritto di modificare i prodotti senza preavviso.
The manufacturer has the right to modify the products without forwarding.
Le fabricant se réserve de modifier les produits sans préavis.
Der Hersteller behält sich das Recht vor, die Produkte ohne Vorankündigung zu ändern.



mgstaps.com

