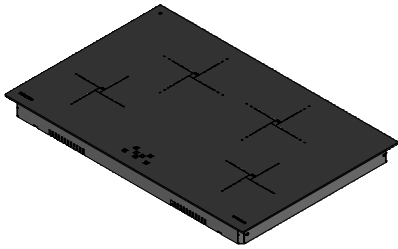


1PIDG84PN

DESCRIZIONE Piano cottura Induzione Green Incasso da 80 bordo piatto - 4 zone a induzione Touch Control
DESCRIPTION 80 cm Green Induction flat edge built-in hob - 4 Touch Control zones

PESO LORDO 13.9 Kg **DIMENSIONI IMBALLO** 870x600x130 mm
GROSS WEIGHT **PACKAGING DIMENSIONS**

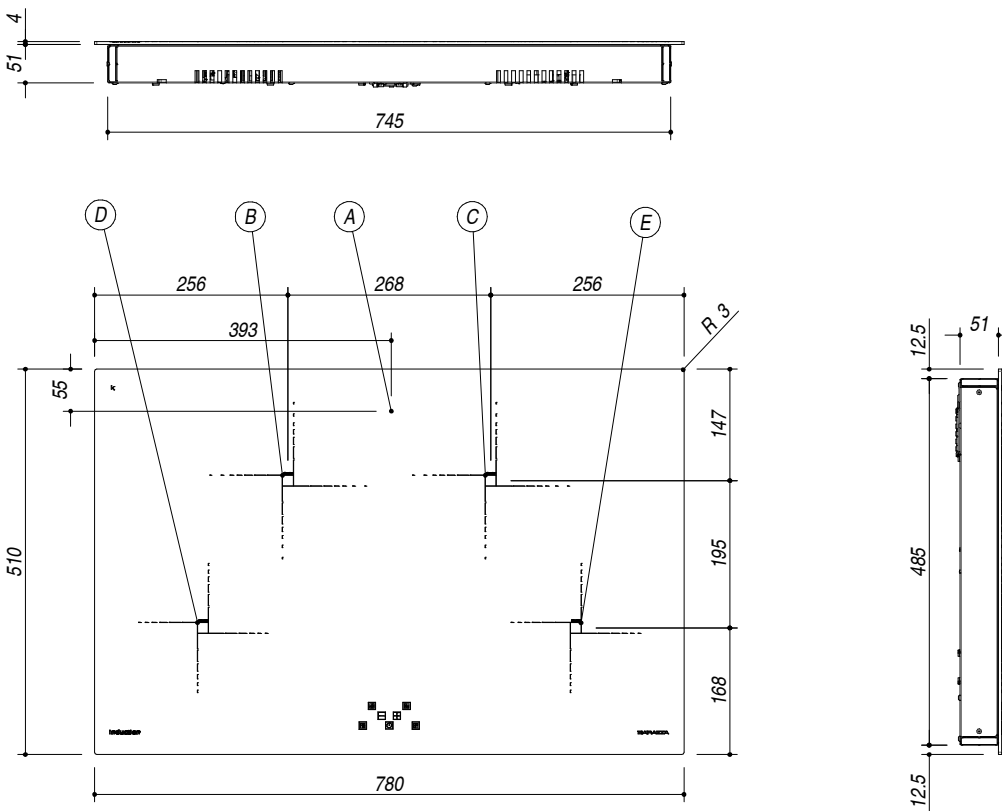


(A) ALLACCIAMENTO ELETTRICO ELECTRICAL CONNECTION

(B) 1 Zona Ø 200 mm: 2.3/3 kW **(C) 1 Zona Ø 200 mm: 2.3/3 kW**
(D) 1 Zona Ø 160 mm: 1.4 kW **(E) 1 Zona Ø 160 mm: 1.4 kW**

- **Comandi: Touch Control (Touch Control)**
- **Funzioni: Booster, rilevamento selettivo pentole, programmatore di fine cottura 1-99', limitatore di potenza (Function: Booster, selective pan detection, pause, reminder, cooking end timer 1-99', power management)**
- **Dispositivi di sicurezza: blocco elettronico funzioni per la sicurezza bambini, spia calore residuo allarme traboccamento allarme traboccamento (Safety devices: electronic child safety block, residual heat indicator, overflow alarm, safety switch-off)**
- **Livelli di potenza regolabili: 2.8-3.5 a 7.4 kW (Adjustable power levels: 2.8-3.5 to 7.4 kW)**
- **Potenza massima assorbita: 7.4 kW (Maximum absorbed power: 7.4 kW)**
- **Incasso: 76x49 cm (76x49 cm cut-out)**
- **Filotop: 78.3x51.3 cm (78.3x51.3 cm Flush)**

NERO
Black




SCALA DISEGNO 1:10

TUTTE LE MISURE IN mm
ALL MEASURES IN mm

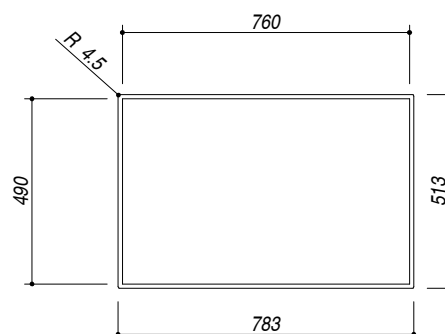
TOLLERANZA LINEARE: ± 0.5 mm
LINEAR TOLERANCE

TOLLERANZA ANGOLARE: ± 0.2 °
ANGULAR TOLERANCE

FORATURA PER INSTALLAZIONE AD INCASSO
BUILT-IN CUTOUT FOR TOP



1:20



ABBASSAMENTO
LOWERING

